

RESOLUTION NO. 1 OF 2021
CANVASSING, ACCEPTING, AND APPROVING
THE RESULTS OF THE MUNICIPAL GENERAL ELECTION
HELD IN SALT LAKE CITY, UTAH ON NOVEMBER 2, 2021

WHEREAS, on November 2, 2021, the Salt Lake City Municipal General Election (the “General Election”) was held; and

WHEREAS, the Mayor and City Council are the Board of Municipal Canvassers for Salt Lake City (the “Board”) per Utah Code Annotated 20A-4-301(2)(a); and

WHEREAS, the Board must meet to canvass the returns of the General Election at the usual place of meeting of the City Council, or as determined by the Council Chair if to be held electronically, no sooner than seven days after the General Election and no later than 14 days after the General Election per Utah Code 20A-4-301(2)(b).

WHEREAS, as required by Utah Code 20A-4-303(1), the City’s Election Officer (City Recorder) (1) counted the ballots, (2) prepared and provided to the Board a certified summary of all ballots counted and all ballots not counted, with an explanation regarding the reason the ballots were not counted, and (3) made available to the Board for inspection all ballots, registers, books, and forms related to the General Election;

WHEREAS, on November 16, 2021, the Board canvassed the returns of the General Election by publicly reviewing the Election Officer’s summary report and any ballots, registers, books, or forms requested by the Board, and certifying the votes cast for each person voted for; and

WHEREAS, the Board has determined that the General Election and voting were conducted in compliance with the Utah State law.

NOW, THEREFORE, BE IT RESOLVED by the Salt Lake City Board of Municipal Canvassers as follows:

Section 1. The Board hereby accepts and approves the election results for the General Election as shown in the Election Results Report described in Section 4 and attached to this resolution.

Section 2. The Board certifies the vote totals for the candidates as shown in the Election Results Report described in Section 4 and attached to this resolution.

Section 3. The Board declares “elected” the following persons to the municipal office indicated:

City Council District 1: Victoria Petro-Eschler

City Council District 2: Alejandro “Ale” Puy

City Council District 3: Chris Wharton

City Council District 5: Darin Mano

City Council District 7: Amy Fowler

Section 4. For purposes of Utah Code Section 20A-4-304, the Election Officer (City Recorder) shall prepare a report of the election results (the “Election Results Report”) which shall contain: (a) the total number of votes cast in the Board’s jurisdiction, (b) the names of each candidate whose name appeared on the ballot, (c) each office that appeared on the ballot, (d) from each voting precinct, (i) the number of votes for each candidate and (ii) for each race conducted by instant runoff voting under the Municipal Alternative Voting Methods Pilot Project, the number of valid votes cast for each candidate for each potential ballot-counting phase and the name of the candidate excluded in each canvassing phase, (e) the total number of votes given in the Board’s jurisdiction to each candidate, (f) the number of ballots that were rejected, and (g) a statement certifying that the information contained in the Election Results Report is accurate.

Section 5. The Election Officer (City Recorder) and the Board shall review the Election Results Report to ensure that it is correct and sign the Election Results Report.


Section 6. The Election Officer (City Recorder) shall:

- a. Record or file the certified Election Results Report in a book kept for that purpose;
- b. Prepare and transmit a certificate of election under the City Recorder’s seal to each elected candidate;
- c. Publish a copy of the certified Election Results Report (i) at least once in a newspaper of general circulation within the jurisdiction of the Board, (ii) on the Utah Public Notice Website created in Utah Code section 63A-16-601 for one week, (iii) in accordance with Utah Code section 45-1-101 for one week, and (iv) on Salt Lake City’s website for one week; and
- d. File and transmit a certified copy of the Election Results Report to the Lieutenant Governor within 14 days after the date of the General Election.

Section 7. This Resolution shall take effect immediately upon its adoption.

PASSED AND APPROVED by the Board of Municipal Canvassers of Salt Lake City, Utah this 16 day of November, 2021.

Salt Lake City Council


Erin Mendenhall (Nov 16, 2021 21:30 MST)
Mayor

By 
Amy Fowler (Nov 16, 2021 21:22 MST)
CHAIRPERSON

ATTEST:


Cindy Truhman (Nov 16, 2021 21:32 MST)
City Recorder

Salt Lake City Attorney's Office
Approved As To Form

Katherine Lewis (Nov 16, 2021 21:19 MST)
Katherine Lewis
City Attorney

Election Results Report

Salt Lake City Municipal General Election

November 2, 2021

Summary of Votes Cast:

Eligible Registered Voters:	68,149
Ballots Counted:	23,692
Percentage of Votes Cast:	34.77%
Number of Uncounted Ballots	433

Results Council District One:

	<u>% of Votes</u>	<u># of Valid Votes</u>
Victoria Petro-Eschler	51.88%	1,713
Blake Perez	48.12%	1,589
Richard D. M. Barnes	Eliminated	

Phase Details for Ranked Choice Voting Method

<u>Initial Count:</u>	<u>#of Valid Votes</u>
Victoria Petro-Eschler	1,612
Blake Perez	1,440
Richard D. M. Barnes	318

<u>Phase One:</u>	<u>#of Valid Votes</u>
Victoria Petro-Eschler	1,713
Blake Perez	1,589
Richard D. M. Barnes	Eliminated



Election Results Report

2021 Municipal General Election

Results Council District Two:

	<u>% of Votes</u>	<u># of Votes</u>
Alejandro "Ale" Puy	56.24%	1,378
Billy Palmer	43.76%	1,072
Dennis Faris	Eliminated	
Daniel Tuutau	Eliminated	
Nigel Swaby	Eliminated	

Initial Count:

	<u>#of Valid Votes</u>
Alejandro "Ale" Puy	1,084
Billy Palmer	751
Dennis Faris	402
Daniel Tuutau	160
Nigel Swaby	152

Phase One:

	<u>#of Valid Votes</u>
Alejandro "Ale" Puy	1,127
Billy Palmer	780
Dennis Faris	440
Daniel Tuutau	188
Nigel Swaby	Eliminated

Phase Two:

	<u>#of Valid Votes</u>
Alejandro "Ale" Puy	1,193
Billy Palmer	821
Dennis Faris	500
Daniel Tuutau	Eliminated
Nigel Swaby	Eliminated

Phase Three:

	<u>#of Valid Votes</u>
Alejandro "Ale" Puy	1,378
Billy Palmer	1,072
Dennis Faris	Eliminated
Daniel Tuutau	Eliminated
Nigel Swaby	Eliminated



Election Results Report

2021 Municipal General Election

Results Council District Three:

	<u>% of Votes</u>	<u># of Votes</u>
Chris Wharton	61.95%	3,750
Casey O'Brien McDonough	20.34%	1,231
David Berg	17.71%	1,072

Results Council District Five:

	<u>% of Votes</u>	<u># of Votes</u>
Darin Mano	50.09%	2,907
Sarah Reale	24.94%	1,447
Amy J. Hawkins	19.80%	1,149
George Chapman	5.17%	300
Vance Hansen	Eliminated	

Initial Count:

	<u>#of Valid Votes</u>
Darin Mano	2,902
Sarah Reale	1,440
Amy J. Hawkins	1,137
George Chapman	286
Vance Hansen	48

Phase One:

	<u>#of Valid Votes</u>
Darin Mano	2,907
Sarah Reale	1,447
Amy J. Hawkins	1,149
George Chapman	300
Vance Hansen	Eliminated

Results Council District Seven:

	<u>% of Votes</u>	<u># of Votes</u>
Amy Fowler	65.16%	3,798
Ben Raskin	28.58%	1,666
Rainer Huck	6.26%	365



Election Results Report

2021 Municipal General Election

Board of Canvassers Certification

We, the undersigned, appointed as the Board of Canvassers for the Municipal General Election held in Salt Lake City, Utah, on Tuesday, November 2, 2021, hereby certify that the attached Election Results Report is accurate. The results being that the individuals receiving the highest number of votes are considered elected to the offices indicated.

IN WITNESS WHEREOF, the Council Chair and Mayor have subscribed signatures this 16th day of November, 2021.


Amy Fowler (Nov 16, 2021 21:22 MST)

Amy Fowler, City Council Chair
on behalf of legislative participants
of the Board of Canvassers


Erin Mendenhall (Nov 16, 2021 21:30 MST)

Erin Mendenhall, Mayor
Board of Canvassers



[SEAL]

ATTEST:


Cindy Lou Trishman (Nov 16, 2021 21:32 MST)

Cindy Lou Trishman, City Recorder

2021 General Election Canvass Statistics
Salt Lake City
Offices: Council Districts 1, 2, 3, 5, 7

Eligible Registered Voters		68,149	
Ballots Counted		23,692	34.77%
By Mail Ballots Counted		23,259	98.17%
By Mail Ballots Not Accepted (not counted)		433	1.86%
*	<i>Returned Unsigned</i>	17	
*	<i>Signatures Did Not Match the Voter Record</i>	80	
*	<i>Two ballots in One Envelope</i>	-	
*	<i>Empty Envelopes</i>	4	
	<i>Deceased Voter</i>	2	
	<i>Ballots Postmark Invalid/Received Late</i>	330	
Cure Letters			
	<i>Cure Letters Sent</i>	150	0.64%
	<i>Cure Letters Returned</i>	54	36.00%
Voted in Person		433	1.83%
Provisional Ballots Issued		22	0.09%
Provisional Ballots Counted		20	90.91%
	<i>Same Day Registration (No Prior Registration)</i>	14	
Provisional Ballots Not Accepted		2	
	<i>Voted an Absentee Ballot or Early</i>	-	
	<i>Not Eligible for Ballot Issued</i>	-	
	<i>Incomplete/Invalid Registration</i>	2	
	<i>No ID Provided</i>	-	
	<i>No Proof of Residency</i>	-	
Vote Centers and Workers			
	<i>Number of Election Day Vote Centers</i>	22	
	<i>Number of Early Voting Locations</i>	6	
	<i>Number of Vote Center Workers</i>	83	
	<i>Number of ICX machines deployed</i>	107	

*** Voters were notified and provided an opportunity to rectify their ballots.**

Final Ranked Choice Results

2021 General Election
Salt Lake County, Utah
November 02, 2021

SALT LAKE CITY COUNCIL DISTRICT 1

Official results

Number of positions to elect is 1.

Tabulation status: All Positions Filled
Tabulation time: 11/16/2021 12:11:19 PM

Salt Lake County

Candidate	Round 1			Round 2		
	Votes	Percentage	Transfer (Elimination)	Votes	Percentage	Transfer
BLAKE PEREZ	1,440	42.73%	149	1,589	48.12%	0
VICTORIA PETRO-ESCHLER	1,612	47.83%	101	1,713	51.88%	0
RICHARD D. M. BARNES	318	9.44%	-318	0	0.00%	0
Continuing Ballots Total	3,370			3,302		
Blinks	10		0	10		0
Exhausted	0		68	68		0
Overvotes	1		0	1		0
Non Transferable Total	11			79		
Threshold	1,686			1,652		

* Tie resolved in accordance with election law.

Final Ranked Choice Results

2021 General Election
Salt Lake County, Utah
November 02, 2021

SALT LAKE CITY COUNCIL DISTRICT 2

Official results

Number of positions to elect is 1.

Tabulation status:

All Positions Filled

Tabulation time:

11/16/2021 12:11:24 PM

Salt Lake County

Candidate	Round 1			Round 2			Round 3			Round 4		
	Votes	Percentage	Transfer (Elimination)	Votes	Percentage	Transfer (Elimination)	Votes	Percentage	Transfer (Elimination)	Votes	Percentage	Transfer
ALEJANDRO "ALE" PUY	1,084	42.53%	43	1,127	44.46%	66	1,193	47.45%	185	1,378	56.24%	0
BILLY PALMER	751	29.46%	29	780	30.77%	41	821	32.66%	251	1,072	43.76%	0
NIGEL SWABY	152	5.96%	-152	0	0.00%	0	0	0.00%	0	0	0.00%	0
DENNIS FARIS	402	15.77%	38	440	17.36%	60	500	19.89%	-500	0	0.00%	0
DANIEL TUUTAU	160	6.28%	28	188	7.42%	-188	0	0.00%	0	0	0.00%	0
Continuing Ballots Total	2,549			2,535			2,514			2,450		
Blanks	10		0	10		0	10		0	10		0
Exhausted	0		14	14		21	35		63	98		0
Overvotes	9		0	9		0	9		1	10		0
Non Transferable Total	19			33			54			118		
Threshold	1,275			1,268			1,258			1,226		

* Tie resolved in accordance with election law.

Final Ranked Choice Results

2021 General Election
Salt Lake County, Utah
November 02, 2021

SALT LAKE CITY COUNCIL DISTRICT 3

Official results

Number of positions to elect is 1.

Tabulation status: All Positions Filled
Tabulation time: 11/16/2021 12:11:30 PM

Salt Lake County

Candidate	Round 1		
	Votes	Percentage	Transfer
CHRIS WHARTON	3,750	61.95%	0
DAVID BERG	1,072	17.71%	0
CASEY O'BRIEN MCDONOUGH	1,231	20.34%	0
Continuing Ballots Total	6,053		
Blinks	17		0
Exhausted	0		0
Overvotes	2		0
Non Transferable Total	19		
Threshold	3,027		

* Tie resolved in accordance with election law.

Final Ranked Choice Results

2021 General Election
Salt Lake County, Utah
November 02, 2021

SALT LAKE CITY COUNCIL DISTRICT 5

Official results

Number of positions to elect is 1.

Tabulation status: All Positions Filled
Tabulation time: 11/16/2021 12:11:35 PM

Salt Lake County

Candidate	Round 1			Round 2		
	Votes	Percentage	Transfer (Elimination)	Votes	Percentage	Transfer
SARAH REALE	1,440	24.77%	7	1,447	24.94%	0
GEORGE CHAPMAN	286	4.92%	14	300	5.17%	0
DARIN MANO	2,902	49.92%	5	2,907	50.09%	0
AMY J. HAWKINS	1,137	19.56%	12	1,149	19.80%	0
VANCE HANSEN	48	0.83%	-48	0	0.00%	0
Continuing Ballots Total	5,813			5,803		
Blinks	7		0	7		0
Exhausted	0		10	10		0
Overvotes	4		0	4		0
Non Transferable Total	11			21		
Threshold	2,907			2,902		

* Tie resolved in accordance with election law.

Final Ranked Choice Results

2021 General Election
Salt Lake County, Utah
November 02, 2021

SALT LAKE CITY COUNCIL DISTRICT 7

Official results

Number of positions to elect is 1.

Tabulation status: All Positions Filled
Tabulation time: 11/16/2021 12:11:40 PM

Salt Lake County

Candidate	Round 1		
	Votes	Percentage	Transfer
BEN RASKIN	1,666	28.58%	0
AMY FOWLER	3,798	65.16%	0
RAINER HUCK	365	6.26%	0
Continuing Ballots Total	5,829		
Blinks	12		0
Exhausted	0		0
Overvotes	6		0
Non Transferable Total	18		
Threshold	2,915		

* Tie resolved in accordance with election law.

SALT LAKE CITY COUNCIL DISTRICT 1 (Vote for 1)

Precinct	Times Cast	Registered Voters	Precinct	BLAKE PEREZ (NP)	VICTORIA PETRO-ESCHLER (NP)	RICHARD D. M. BARNES (NP)	Total Votes
County			County				
Electionwide			Electionwide				
SLC002			SLC002				
In Person	8	890	In Person	2 25.00%	2 25.00%	4 50.00%	8
Vote By Mail	137	890	Vote By Mail	48 35.29%	72 52.94%	16 11.76%	136
Total	145	890	Total	50 34.72%	74 51.39%	20 13.89%	144
SLC003			SLC003				
In Person	4	973	In Person	0 0.00%	1 25.00%	3 75.00%	4
Vote By Mail	207	973	Vote By Mail	75 36.23%	107 51.69%	25 12.08%	207
Total	211	973	Total	75 35.55%	108 51.18%	28 13.27%	211
SLC004			SLC004				
In Person	3	610	In Person	2 66.67%	1 33.33%	0 0.00%	3
Vote By Mail	141	610	Vote By Mail	33 23.40%	88 62.41%	20 14.18%	141
Total	144	610	Total	35 24.31%	89 61.81%	20 13.89%	144
SLC005			SLC005				
In Person	13	768	In Person	2 15.38%	4 30.77%	7 53.85%	13
Vote By Mail	227	768	Vote By Mail	76 33.48%	121 53.30%	30 13.22%	227
Total	240	768	Total	78 32.50%	125 52.08%	37 15.42%	240
SLC006			SLC006				
In Person	6	563	In Person	2 33.33%	2 33.33%	2 33.33%	6
Vote By Mail	145	563	Vote By Mail	48 33.10%	87 60.00%	10 6.90%	145
Total	151	563	Total	50 33.11%	89 58.94%	12 7.95%	151
SLC007			SLC007				
In Person	5	865	In Person	2 40.00%	3 60.00%	0 0.00%	5
Vote By Mail	209	865	Vote By Mail	80 38.28%	110 52.63%	19 9.09%	209
Total	214	865	Total	82 38.32%	113 52.80%	19 8.88%	214
SLC009			SLC009				
In Person	10	1,085	In Person	6 60.00%	2 20.00%	2 20.00%	10
Vote By Mail	454	1,085	Vote By Mail	272 60.04%	151 33.33%	30 6.62%	453
Total	464	1,085	Total	278 60.04%	153 33.05%	32 6.91%	463
SLC011			SLC011				
In Person	7	882	In Person	2 28.57%	4 57.14%	1 14.29%	7
Vote By Mail	363	882	Vote By Mail	160 44.32%	181 50.14%	20 5.54%	361

	Total	370	882	Total	162	44.02%	185	50.27%	21	5.71%	368
SLC012				SLC012							
	In Person	11	1,111	In Person	1	9.09%	7	63.64%	3	27.27%	11
	Vote By Mail	476	1,111	Vote By Mail	233	49.16%	195	41.14%	46	9.70%	474
	Total	487	1,111	Total	234	48.25%	202	41.65%	49	10.10%	485
SLC013				SLC013							
	In Person	7	481	In Person	5	71.43%	1	14.29%	1	14.29%	7
	Vote By Mail	189	481	Vote By Mail	89	47.59%	84	44.92%	14	7.49%	187
	Total	196	481	Total	94	48.45%	85	43.81%	15	7.73%	194
SLC014				SLC014							
	In Person	7	554	In Person	1	14.29%	5	71.43%	1	14.29%	7
	Vote By Mail	260	554	Vote By Mail	131	50.38%	116	44.62%	13	5.00%	260
	Total	267	554	Total	132	49.44%	121	45.32%	14	5.24%	267
SLC015				SLC015							
	In Person	10	1,192	In Person	4	40.00%	6	60.00%	0	0.00%	10
	Vote By Mail	346	1,192	Vote By Mail	119	34.59%	181	52.62%	44	12.79%	344
	Total	356	1,192	Total	123	34.75%	187	52.82%	44	12.43%	354
SLC017				SLC017							
	In Person	5	376	In Person	3	60.00%	1	20.00%	1	20.00%	5
	Vote By Mail	131	376	Vote By Mail	44	33.85%	80	61.54%	6	4.62%	130
	Total	136	376	Total	47	34.81%	81	60.00%	7	5.19%	135
	Electionwide - Total	3,381	10,350	Electionwide - Total	1,440	42.73%	1,612	47.83%	318	9.44%	3,370
	Cumulative			Cumulative							
Cumulative				Cumulative							
	In Person	0	0	In Person	0		0		0		0
	Vote By Mail	0	0	Vote By Mail	0		0		0		0
	Total	0	0	Total	0		0		0		0
	Cumulative - Total	0	0	Cumulative - Total	0		0		0		0
	County - Total	3,381	10,350	County - Total	1,440	42.73%	1,612	47.83%	318	9.44%	3,370

SALT LAKE CITY COUNCIL DISTRICT 2 (Vote for 1)

Precinct	Times Cast	Registered Voters	Precinct	ALEJANDRO "ALE" PUY (NP)	BILLY PALMER (NP)	NIGEL SWABY (NP)	DENNIS FARIS (NP)	DANIEL TUUTAU (NP)	Total Votes
County			County						
Electionwide			Electionwide						
SLC001			SLC001						
In Person	0	32	In Person	0	0	0	0	0	0
Vote By Mail	2	32	Vote By Mail	0	0.00%	2	100.00%	0	0.00%
Total	2	32	Total	0	0.00%	2	100.00%	0	0.00%
SLC018			SLC018						
In Person	7	1,118	In Person	6	85.71%	0	0.00%	1	14.29%
Vote By Mail	358	1,118	Vote By Mail	155	43.79%	108	30.51%	37	10.45%
Total	365	1,118	Total	161	44.60%	108	29.92%	38	10.53%
SLC048			SLC048						
In Person	9	1,155	In Person	5	55.56%	1	11.11%	2	22.22%
Vote By Mail	316	1,155	Vote By Mail	162	51.43%	68	21.59%	12	3.81%
Total	325	1,155	Total	167	51.54%	69	21.30%	14	4.32%
SLC049			SLC049						
In Person	4	914	In Person	3	75.00%	1	25.00%	0	0.00%
Vote By Mail	232	914	Vote By Mail	140	61.14%	43	18.78%	15	6.55%
Total	236	914	Total	143	61.37%	44	18.88%	15	6.44%
SLC050			SLC050						
In Person	14	1,313	In Person	2	14.29%	3	21.43%	0	0.00%
Vote By Mail	398	1,313	Vote By Mail	114	28.72%	151	38.04%	18	4.53%
Total	412	1,313	Total	116	28.22%	154	37.47%	18	4.38%
SLC051			SLC051						
In Person	8	720	In Person	4	50.00%	1	12.50%	0	0.00%
Vote By Mail	226	720	Vote By Mail	76	33.78%	62	27.56%	11	4.89%
Total	234	720	Total	80	34.33%	63	27.04%	11	4.72%
SLC083			SLC083						
In Person	12	1,252	In Person	5	41.67%	3	25.00%	0	0.00%
Vote By Mail	340	1,252	Vote By Mail	143	42.81%	118	35.33%	16	4.79%
Total	352	1,252	Total	148	42.77%	121	34.97%	16	4.62%
SLC085			SLC085						
In Person	6	1,186	In Person	1	16.67%	4	66.67%	0	0.00%
Vote By Mail	351	1,186	Vote By Mail	171	49.00%	98	28.08%	7	2.01%
Total	357	1,186	Total	172	48.45%	102	28.73%	7	1.97%
SLC086			SLC086						
In Person	11	1,018	In Person	3	27.27%	3	27.27%	1	9.09%
Vote By Mail	274	1,018	Vote By Mail	94	34.43%	85	31.14%	32	11.72%
Total	285	1,018	Total	97	34.15%	88	30.99%	33	11.62%
Electionwide - Total	2,568	8,708	Electionwide - Total	1,084	42.53%	751	29.46%	152	5.96%
Cumulative			Cumulative						
In Person	0	0	In Person	0	0	0	0	0	0
Vote By Mail	0	0	Vote By Mail	0	0	0	0	0	0
Total	0	0	Total	0	0	0	0	0	0
Cumulative - Total	0	0	Cumulative - Total	0	0	0	0	0	0
County - Total	2,568	8,708	County - Total	1,084	42.53%	751	29.46%	152	5.96%

SALT LAKE CITY COUNCIL DISTRICT 3 (Vote for 1)

Precinct	Times Cast	Registered Voters	Precinct	CHRIS WHARTON (NP)	DAVID BERG (NP)	CASEY O'BRIEN MCDONOUGH (NP)	Total Votes
County			County				
Electionwide			Electionwide				
SLC008			SLC008				
In Person	3	236	In Person	1 33.33%	2 66.67%	0 0.00%	3
Vote By Mail	72	236	Vote By Mail	43 59.72%	17 23.61%	12 16.67%	72
Total	75	236	Total	44 58.67%	19 25.33%	12 16.00%	75
SLC010			SLC010				
In Person	0	325	In Person	0	0	0	0
Vote By Mail	38	325	Vote By Mail	15 39.47%	12 31.58%	11 28.95%	38
Total	38	325	Total	15 39.47%	12 31.58%	11 28.95%	38
SLC019			SLC019				
In Person	4	1,550	In Person	2 50.00%	2 50.00%	0 0.00%	4
Vote By Mail	283	1,550	Vote By Mail	169 59.72%	69 24.38%	45 15.90%	283
Total	287	1,550	Total	171 59.58%	71 24.74%	45 15.68%	287
SLC020			SLC020				
In Person	2	1,147	In Person	1 50.00%	1 50.00%	0 0.00%	2
Vote By Mail	464	1,147	Vote By Mail	264 57.27%	76 16.49%	121 26.25%	461
Total	466	1,147	Total	265 57.24%	77 16.63%	121 26.13%	463
SLC021			SLC021				
In Person	3	684	In Person	1 33.33%	0 0.00%	2 66.67%	3
Vote By Mail	204	684	Vote By Mail	123 60.59%	39 19.21%	41 20.20%	203
Total	207	684	Total	124 60.19%	39 18.93%	43 20.87%	206
SLC023			SLC023				
In Person	4	908	In Person	3 75.00%	0 0.00%	1 25.00%	4
Vote By Mail	240	908	Vote By Mail	144 60.00%	46 19.17%	50 20.83%	240
Total	244	908	Total	147 60.25%	46 18.85%	51 20.90%	244
SLC025			SLC025				
In Person	5	1,062	In Person	2 40.00%	2 40.00%	1 20.00%	5
Vote By Mail	297	1,062	Vote By Mail	157 52.86%	65 21.89%	75 25.25%	297
Total	302	1,062	Total	159 52.65%	67 22.19%	76 25.17%	302
SLC026			SLC026				
In Person	4	881	In Person	0 0.00%	0 0.00%	4 100.00%	4
Vote By Mail	480	881	Vote By Mail	321 67.15%	64 13.39%	93 19.46%	478

	Total	484	881	Total	321	66.60%	64	13.28%	97	20.12%	482
SLC027				SLC027							
	In Person	2	735	In Person	2	100.00%	0	0.00%	0	0.00%	2
	Vote By Mail	371	735	Vote By Mail	251	68.02%	50	13.55%	68	18.43%	369
	Total	373	735	Total	253	68.19%	50	13.48%	68	18.33%	371
SLC028				SLC028							
	In Person	0	162	In Person	0		0		0		0
	Vote By Mail	80	162	Vote By Mail	55	68.75%	10	12.50%	15	18.75%	80
	Total	80	162	Total	55	68.75%	10	12.50%	15	18.75%	80
SLC029				SLC029							
	In Person	4	715	In Person	3	75.00%	0	0.00%	1	25.00%	4
	Vote By Mail	304	715	Vote By Mail	209	68.75%	40	13.16%	55	18.09%	304
	Total	308	715	Total	212	68.83%	40	12.99%	56	18.18%	308
SLC030				SLC030							
	In Person	4	715	In Person	4	100.00%	0	0.00%	0	0.00%	4
	Vote By Mail	336	715	Vote By Mail	225	67.16%	54	16.12%	56	16.72%	335
	Total	340	715	Total	229	67.55%	54	15.93%	56	16.52%	339
SLC031				SLC031							
	In Person	6	649	In Person	1	16.67%	4	66.67%	1	16.67%	6
	Vote By Mail	296	649	Vote By Mail	179	60.47%	65	21.96%	52	17.57%	296
	Total	302	649	Total	180	59.60%	69	22.85%	53	17.55%	302
SLC032				SLC032							
	In Person	5	992	In Person	2	40.00%	2	40.00%	1	20.00%	5
	Vote By Mail	328	992	Vote By Mail	192	59.26%	60	18.52%	72	22.22%	324
	Total	333	992	Total	194	58.97%	62	18.84%	73	22.19%	329
SLC033				SLC033							
	In Person	11	812	In Person	3	27.27%	7	63.64%	1	9.09%	11
	Vote By Mail	227	812	Vote By Mail	125	55.07%	60	26.43%	42	18.50%	227
	Total	238	812	Total	128	53.78%	67	28.15%	43	18.07%	238
SLC034				SLC034							
	In Person	5	666	In Person	2	40.00%	0	0.00%	3	60.00%	5
	Vote By Mail	277	666	Vote By Mail	178	64.26%	54	19.49%	45	16.25%	277
	Total	282	666	Total	180	63.83%	54	19.15%	48	17.02%	282
SLC035				SLC035							
	In Person	4	931	In Person	2	50.00%	1	25.00%	1	25.00%	4
	Vote By Mail	292	931	Vote By Mail	148	51.21%	38	13.15%	103	35.64%	289
	Total	296	931	Total	150	51.19%	39	13.31%	104	35.49%	293

SLC039			SLC039								
In Person	7	760	In Person	5	71.43%	1	14.29%	1	14.29%	7	
Vote By Mail	251	760	Vote By Mail	149	60.08%	63	25.40%	36	14.52%	248	
Total	258	760	Total	154	60.39%	64	25.10%	37	14.51%	255	
SLC040			SLC040								
In Person	1	530	In Person	1	100.00%	0	0.00%	0	0.00%	1	
Vote By Mail	197	530	Vote By Mail	126	63.96%	38	19.29%	33	16.75%	197	
Total	198	530	Total	127	64.14%	38	19.19%	33	16.67%	198	
SLC041			SLC041								
In Person	5	936	In Person	2	40.00%	3	60.00%	0	0.00%	5	
Vote By Mail	401	936	Vote By Mail	280	69.83%	63	15.71%	58	14.46%	401	
Total	406	936	Total	282	69.46%	66	16.26%	58	14.29%	406	
SLC042			SLC042								
In Person	1	667	In Person	1	100.00%	0	0.00%	0	0.00%	1	
Vote By Mail	289	667	Vote By Mail	190	65.74%	39	13.49%	60	20.76%	289	
Total	290	667	Total	191	65.86%	39	13.45%	60	20.69%	290	
SLC043			SLC043								
In Person	2	583	In Person	0	0.00%	2	100.00%	0	0.00%	2	
Vote By Mail	263	583	Vote By Mail	169	64.26%	23	8.75%	71	27.00%	263	
Total	265	583	Total	169	63.77%	25	9.43%	71	26.79%	265	
Electionwide - Total	6,072	16,646	Electionwide - Total	3,750	61.95%	1,072	17.71%	1,231	20.34%	6,053	
Cumulative			Cumulative								
Cumulative			Cumulative								
In Person	0	0	In Person	0		0		0		0	
Vote By Mail	0	0	Vote By Mail	0		0		0		0	
Total	0	0	Total	0		0		0		0	
Cumulative - Total	0	0	Cumulative - Total	0		0		0		0	
County - Total	6,072	16,646	County - Total	3,750	61.95%	1,072	17.71%	1,231	20.34%	6,053	

SALT LAKE CITY COUNCIL DISTRICT 5 (Vote for 1)

Precinct	Times Cast	Registered Voters	Precinct	SARAH REALE (NP)	GEORGE CHAPMAN (NP)	DARIN MANO (NP)	AMY J. HAWKINS (NP)	VANCE HANSEN (NP)	Total Votes
County			County						
Electionwide			Electionwide						
SLC055			SLC055						
In Person	0	240	In Person	0	0	0	0	0	0
Vote By Mail	53	240	Vote By Mail	9	16.98%	5	9.43%	33	62.26%
Total	53	240	Total	9	16.98%	5	9.43%	33	62.26%
SLC062			SLC062						
In Person	0	5	In Person	0	0	0	0	0	0
Vote By Mail	2	5	Vote By Mail	1	50.00%	0	0.00%	1	50.00%
Total	2	5	Total	1	50.00%	0	0.00%	1	50.00%
SLC073			SLC073						
In Person	1	25	In Person	0	0.00%	0	0.00%	0	0.00%
Vote By Mail	15	25	Vote By Mail	10	66.67%	0	0.00%	5	33.33%
Total	16	25	Total	10	62.50%	0	0.00%	5	31.25%
SLC078			SLC078						
In Person	5	649	In Person	1	20.00%	1	20.00%	3	60.00%
Vote By Mail	262	649	Vote By Mail	59	22.52%	15	5.73%	142	54.20%
Total	267	649	Total	60	22.47%	16	5.99%	145	54.31%
SLC090			SLC090						
In Person	10	908	In Person	2	20.00%	1	10.00%	6	60.00%
Vote By Mail	295	908	Vote By Mail	69	23.39%	18	6.10%	121	41.02%
Total	305	908	Total	71	23.28%	19	6.23%	127	41.64%
SLC091			SLC091						
In Person	3	884	In Person	1	33.33%	0	0.00%	0	0.00%
Vote By Mail	181	884	Vote By Mail	51	28.65%	14	7.87%	67	37.64%
Total	184	884	Total	52	28.73%	14	7.73%	67	37.02%
SLC092			SLC092						
In Person	12	1,049	In Person	5	41.67%	2	16.67%	2	16.67%
Vote By Mail	368	1,049	Vote By Mail	105	28.53%	16	4.35%	156	42.39%
Total	380	1,049	Total	110	28.95%	18	4.74%	158	41.58%
SLC093			SLC093						
In Person	6	843	In Person	2	33.33%	0	0.00%	1	16.67%
Vote By Mail	274	843	Vote By Mail	67	24.54%	7	2.56%	141	51.65%
Total	280	843	Total	69	24.73%	7	2.51%	142	50.90%
SLC094			SLC094						
In Person	2	889	In Person	0	0.00%	1	50.00%	1	50.00%
Vote By Mail	343	889	Vote By Mail	74	21.64%	24	7.02%	173	50.58%
Total	345	889	Total	74	21.51%	25	7.27%	174	50.58%
SLC097			SLC097						
In Person	11	1,176	In Person	5	45.45%	1	9.09%	4	36.36%

11/16/2021 3:27:18 PM

Vote By Mail	406	1,176	Vote By Mail	106	26.24%	18	4.46%	191	47.28%	87	21.53%	2	0.50%	404
Total	417	1,176	Total	111	26.75%	19	4.58%	195	46.99%	88	21.20%	2	0.48%	415
SLC098			SLC098											
In Person	12	1,009	In Person	4	33.33%	1	8.33%	4	33.33%	3	25.00%	0	0.00%	12
Vote By Mail	398	1,009	Vote By Mail	89	22.47%	15	3.79%	211	53.28%	74	18.69%	7	1.77%	396
Total	410	1,009	Total	93	22.79%	16	3.92%	215	52.70%	77	18.87%	7	1.72%	408
SLC099			SLC099											
In Person	5	700	In Person	0	0.00%	2	40.00%	2	40.00%	1	20.00%	0	0.00%	5
Vote By Mail	272	700	Vote By Mail	63	23.16%	19	6.99%	144	52.94%	45	16.54%	1	0.37%	272
Total	277	700	Total	63	22.74%	21	7.58%	146	52.71%	46	16.61%	1	0.36%	277
SLC100			SLC100											
In Person	4	572	In Person	1	25.00%	0	0.00%	2	50.00%	1	25.00%	0	0.00%	4
Vote By Mail	197	572	Vote By Mail	59	30.10%	16	8.16%	83	42.35%	33	16.84%	5	2.55%	196
Total	201	572	Total	60	30.00%	16	8.00%	85	42.50%	34	17.00%	5	2.50%	200
SLC101			SLC101											
In Person	6	653	In Person	5	83.33%	0	0.00%	0	0.00%	1	16.67%	0	0.00%	6
Vote By Mail	279	653	Vote By Mail	62	22.22%	17	6.09%	147	52.69%	51	18.28%	2	0.72%	279
Total	285	653	Total	67	23.51%	17	5.96%	147	51.58%	52	18.25%	2	0.70%	285
SLC103			SLC103											
In Person	4	983	In Person	0	0.00%	0	0.00%	1	25.00%	3	75.00%	0	0.00%	4
Vote By Mail	389	983	Vote By Mail	99	25.45%	10	2.57%	200	51.41%	80	20.57%	0	0.00%	389
Total	393	983	Total	99	25.19%	10	2.54%	201	51.15%	83	21.12%	0	0.00%	393
SLC105			SLC105											
In Person	5	754	In Person	1	20.00%	0	0.00%	4	80.00%	0	0.00%	0	0.00%	5
Vote By Mail	304	754	Vote By Mail	74	24.42%	10	3.30%	156	51.49%	61	20.13%	2	0.66%	303
Total	309	754	Total	75	24.35%	10	3.25%	160	51.95%	61	19.81%	2	0.65%	308
SLC107			SLC107											
In Person	2	620	In Person	0	0.00%	0	0.00%	2	100.00%	0	0.00%	0	0.00%	2
Vote By Mail	267	620	Vote By Mail	70	26.22%	10	3.75%	145	54.31%	41	15.36%	1	0.37%	267
Total	269	620	Total	70	26.02%	10	3.72%	147	54.65%	41	15.24%	1	0.37%	269
SLC108			SLC108											
In Person	3	724	In Person	0	0.00%	0	0.00%	3	100.00%	0	0.00%	0	0.00%	3
Vote By Mail	309	724	Vote By Mail	52	16.83%	13	4.21%	164	53.07%	79	25.57%	1	0.32%	309
Total	312	724	Total	52	16.67%	13	4.17%	167	53.53%	79	25.32%	1	0.32%	312
SLC109			SLC109											
In Person	4	936	In Person	1	25.00%	0	0.00%	3	75.00%	0	0.00%	0	0.00%	4
Vote By Mail	340	936	Vote By Mail	84	24.71%	10	2.94%	174	51.18%	72	21.18%	0	0.00%	340
Total	344	936	Total	85	24.71%	10	2.91%	177	51.45%	72	20.93%	0	0.00%	344
SLC110			SLC110											
In Person	6	876	In Person	1	16.67%	0	0.00%	3	50.00%	2	33.33%	0	0.00%	6
Vote By Mail	346	876	Vote By Mail	101	29.19%	19	5.49%	173	50.00%	50	14.45%	3	0.87%	346
Total	352	876	Total	102	28.98%	19	5.40%	176	50.00%	52	14.77%	3	0.85%	352
SLC119			SLC119											
In Person	16	854	In Person	2	12.50%	3	18.75%	10	62.50%	1	6.25%	0	0.00%	16
Vote By Mail	407	854	Vote By Mail	105	25.80%	18	4.42%	224	55.04%	59	14.50%	1	0.25%	407
Total	423	854	Total	107	25.30%	21	4.96%	234	55.32%	60	14.18%	1	0.24%	423

11/16/2021 3:27:18 PM

Electionwide - Total	5,824	15,349	Electionwide - Total	1,440	24.77%	286	4.92%	2,902	49.92%	1,137	19.56%	48	0.83%	5,813
Cumulative			Cumulative											
Cumulative			Cumulative											
In Person	0	0	In Person	0		0		0		0		0		0
Vote By Mail	0	0	Vote By Mail	0		0		0		0		0		0
Total	0	0	Total	0		0		0		0		0		0
Cumulative - Total	0	0	Cumulative - Total	0		0		0		0		0		0
County - Total	5,824	15,349	County - Total	1,440	24.77%	286	4.92%	2,902	49.92%	1,137	19.56%	48	0.83%	5,813

SALT LAKE CITY COUNCIL DISTRICT 7 (Vote for 1)

Precinct	Times Cast	Registered Voters	Precinct	BEN RASKIN (NP)	AMY FOWLER (NP)	RAINER HUCK (NP)	Total Votes
County			County				
Electionwide			Electionwide				
SLC102			SLC102				
In Person	9	643	In Person	3 33.33%	5 55.56%	1 11.11%	9
Vote By Mail	192	643	Vote By Mail	57 29.84%	113 59.16%	21 10.99%	191
Total	201	643	Total	60 30.00%	118 59.00%	22 11.00%	200
SLC112			SLC112				
In Person	2	526	In Person	0 0.00%	2 100.00%	0 0.00%	2
Vote By Mail	189	526	Vote By Mail	39 20.74%	141 75.00%	8 4.26%	188
Total	191	526	Total	39 20.53%	143 75.26%	8 4.21%	190
SLC114			SLC114				
In Person	8	1,068	In Person	6 75.00%	2 25.00%	0 0.00%	8
Vote By Mail	426	1,068	Vote By Mail	104 24.47%	300 70.59%	21 4.94%	425
Total	434	1,068	Total	110 25.40%	302 69.75%	21 4.85%	433
SLC115			SLC115				
In Person	3	839	In Person	1 33.33%	2 66.67%	0 0.00%	3
Vote By Mail	224	839	Vote By Mail	52 23.21%	161 71.88%	11 4.91%	224
Total	227	839	Total	53 23.35%	163 71.81%	11 4.85%	227
SLC123			SLC123				
In Person	3	745	In Person	1 33.33%	1 33.33%	1 33.33%	3
Vote By Mail	249	745	Vote By Mail	56 22.49%	187 75.10%	6 2.41%	249
Total	252	745	Total	57 22.62%	188 74.60%	7 2.78%	252
SLC125			SLC125				
In Person	0	776	In Person	0	0	0	0
Vote By Mail	271	776	Vote By Mail	82 30.37%	173 64.07%	15 5.56%	270
Total	271	776	Total	82 30.37%	173 64.07%	15 5.56%	270
SLC146			SLC146				
In Person	1	421	In Person	1 100.00%	0 0.00%	0 0.00%	1
Vote By Mail	123	421	Vote By Mail	37 30.08%	78 63.41%	8 6.50%	123
Total	124	421	Total	38 30.65%	78 62.90%	8 6.45%	124
SLC147			SLC147				
In Person	6	1,144	In Person	1 16.67%	5 83.33%	0 0.00%	6
Vote By Mail	327	1,144	Vote By Mail	87 26.69%	224 68.71%	15 4.60%	326
Total	333	1,144	Total	88 26.51%	229 68.98%	15 4.52%	332
SLC148			SLC148				

In Person	7	798	In Person	1	14.29%	3	42.86%	3	42.86%	7
Vote By Mail	291	798	Vote By Mail	76	26.12%	196	67.35%	19	6.53%	291
Total	298	798	Total	77	25.84%	199	66.78%	22	7.38%	298
SLC164			SLC164							
In Person	0	744	In Person	0		0		0		0
Vote By Mail	188	744	Vote By Mail	55	29.26%	119	63.30%	14	7.45%	188
Total	188	744	Total	55	29.26%	119	63.30%	14	7.45%	188
SLC166			SLC166							
In Person	3	765	In Person	3	100.00%	0	0.00%	0	0.00%	3
Vote By Mail	292	765	Vote By Mail	110	37.67%	160	54.79%	22	7.53%	292
Total	295	765	Total	113	38.31%	160	54.24%	22	7.46%	295
SLC167			SLC167							
In Person	4	917	In Person	2	50.00%	1	25.00%	1	25.00%	4
Vote By Mail	292	917	Vote By Mail	60	20.69%	188	64.83%	42	14.48%	290
Total	296	917	Total	62	21.09%	189	64.29%	43	14.63%	294
Electionwide - Total	5,847	17,096	Electionwide - Total	1,666	28.58%	3,798	65.16%	365	6.26%	5,829
Cumulative			Cumulative							
Cumulative			Cumulative							
In Person	0	0	In Person	0		0		0		0
Vote By Mail	0	0	Vote By Mail	0		0		0		0
Total	0	0	Total	0		0		0		0
Cumulative - Total	0	0	Cumulative - Total	0		0		0		0
County - Total	5,847	17,096	County - Total	1,666	28.58%	3,798	65.16%	365	6.26%	5,829











2021 General Election Canvass Packet and Transmittal

Final Audit Report


2021-11-17

Created:	2021-11-17
By:	Lauren Shafer (lauren.shafer@slcgov.com)
Status:	Signed
Transaction ID:	CBJCHBCAABAAoCot-leGYDxMUHXIAUwhGHROSTgSjek4

"2021 General Election Canvass Packet and Transmittal" History

-  Document created by Lauren Shafer (lauren.shafer@slcgov.com)
2021-11-17 - 4:11:27 AM GMT
-  Document emailed to Katherine Lewis (katherine.lewis@slcgov.com) for signature
2021-11-17 - 4:15:07 AM GMT
-  Email viewed by Katherine Lewis (katherine.lewis@slcgov.com)
2021-11-17 - 4:18:27 AM GMT
-  Document e-signed by Katherine Lewis (katherine.lewis@slcgov.com)
Signature Date: 2021-11-17 - 4:19:13 AM GMT - Time Source: server
-  Document emailed to Amy Fowler (amy.fowler@slcgov.com) for signature
2021-11-17 - 4:19:15 AM GMT
-  Email viewed by Amy Fowler (amy.fowler@slcgov.com)
2021-11-17 - 4:21:54 AM GMT
-  Document e-signed by Amy Fowler (amy.fowler@slcgov.com)
Signature Date: 2021-11-17 - 4:22:09 AM GMT - Time Source: server
-  Document emailed to Erin Mendenhall (erin.mendenhall@slcgov.com) for signature
2021-11-17 - 4:22:12 AM GMT
-  Email viewed by Erin Mendenhall (erin.mendenhall@slcgov.com)
2021-11-17 - 4:22:38 AM GMT
-  Document e-signed by Erin Mendenhall (erin.mendenhall@slcgov.com)
Signature Date: 2021-11-17 - 4:30:13 AM GMT - Time Source: server



 Document emailed to Cindy Trishman (cindy.trishman@slcgov.com) for signature

2021-11-17 - 4:30:16 AM GMT

 Document e-signed by Cindy Trishman (cindy.trishman@slcgov.com)

Signature Date: 2021-11-17 - 4:32:08 AM GMT - Time Source: server

 Agreement completed.

2021-11-17 - 4:32:08 AM GMT

