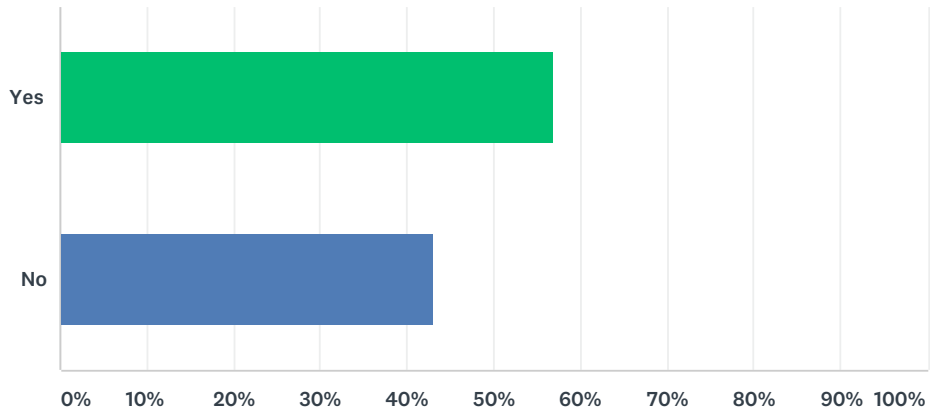


Q1 Did you know that Salt Lake City has a Trails & Natural Lands Program?

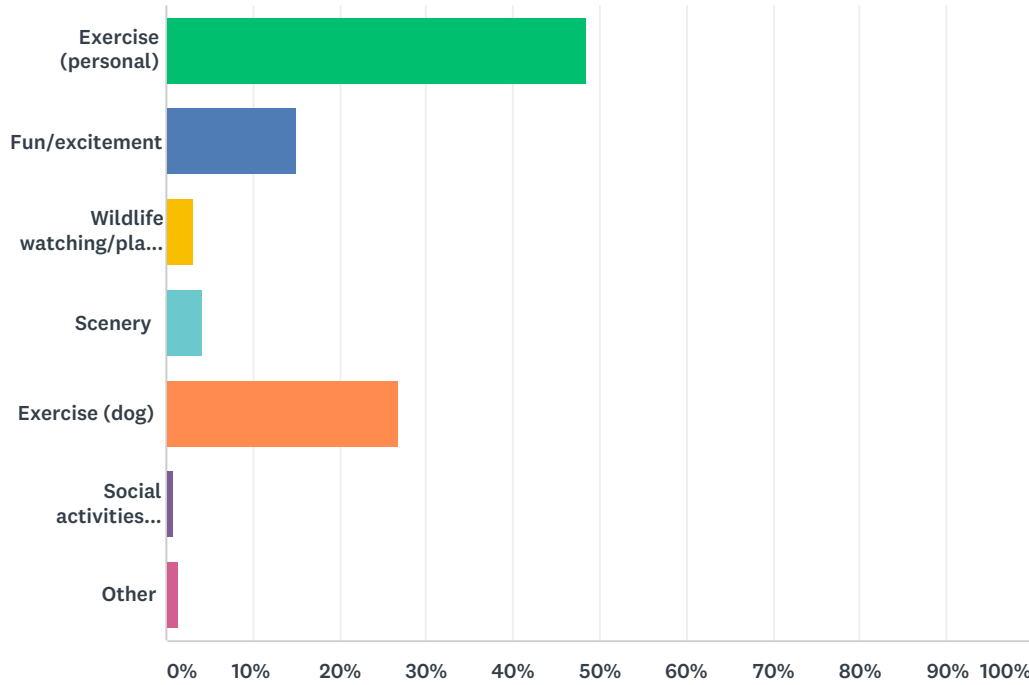
Answered: 1,457 Skipped: 9



ANSWER CHOICES	RESPONSES	
Yes	56.97%	830
No	43.03%	627
TOTAL		1,457

Q2 My primary reason for visiting the foothills is:

Answered: 1,462 Skipped: 4

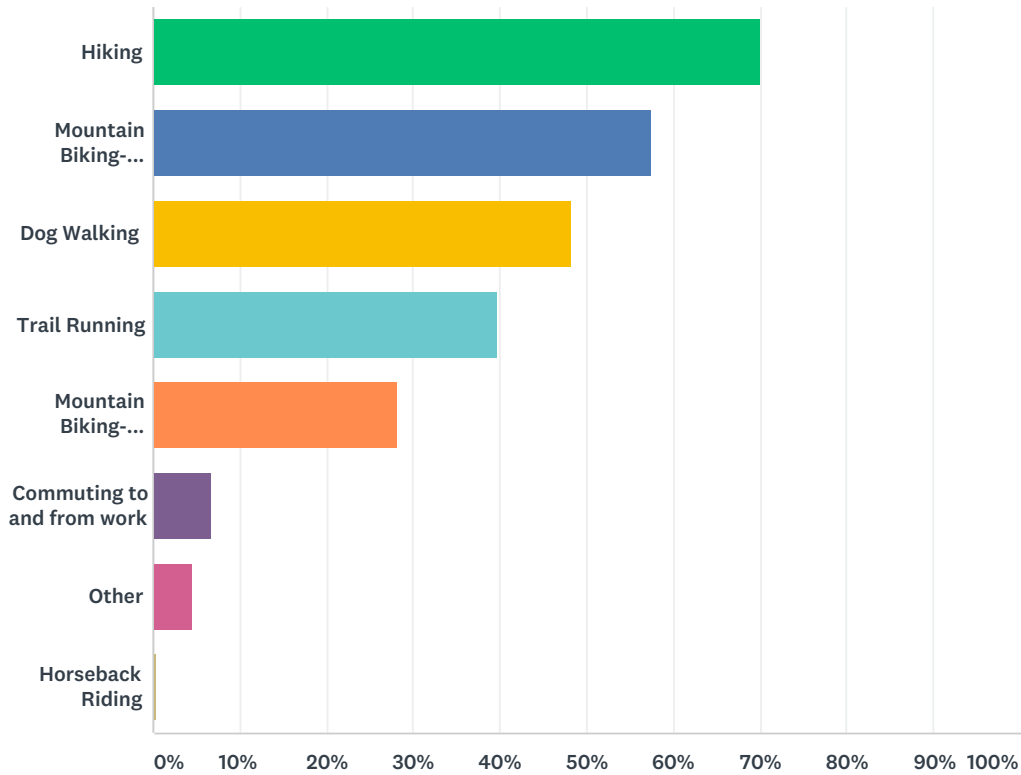


ANSWER CHOICES	RESPONSES	
Exercise (personal)	48.50%	709
Fun/excitement	15.12%	221
Wildlife watching/plants and wildflowers	3.15%	46
Scenery	4.17%	61
Exercise (dog)	26.81%	392
Social activities (friends/family/scouting/church group)	0.89%	13
Other	1.37%	20
TOTAL		1,462

Open Space Trails Survey

Q3 How do you currently use trails in foothill open space? (select all that apply)

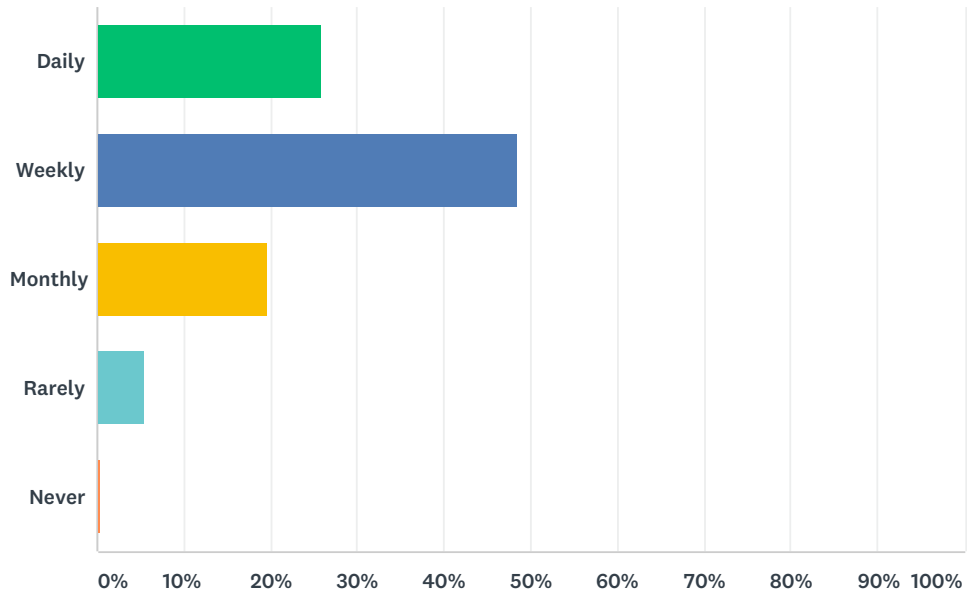
Answered: 1,463 Skipped: 3



ANSWER CHOICES	RESPONSES	
Hiking	70.13%	1,026
Mountain Biking- casual/cross-country	57.62%	843
Dog Walking	48.39%	708
Trail Running	39.71%	581
Mountain Biking- downhill/freeride	28.23%	413
Commuting to and from work	6.63%	97
Other	4.65%	68
Horseback Riding	0.48%	7
Total Respondents: 1,463		

Q4 On average, how often do you use foothill trails, including the Bonneville Shoreline Trail?

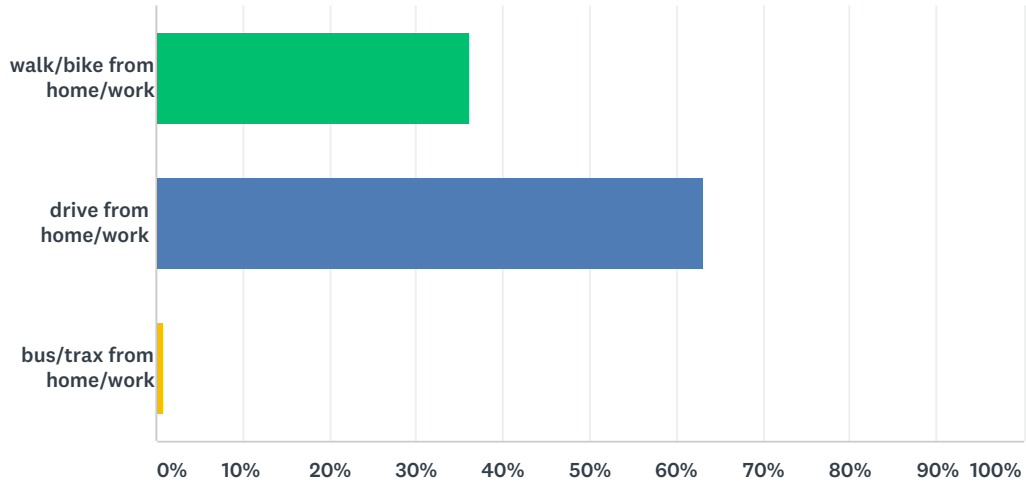
Answered: 1,449 Skipped: 17



ANSWER CHOICES	RESPONSES	
Daily	25.88%	375
Weekly	48.52%	703
Monthly	19.74%	286
Rarely	5.45%	79
Never	0.41%	6
TOTAL		1,449

Q5 Most often, how do you access foothill trails?

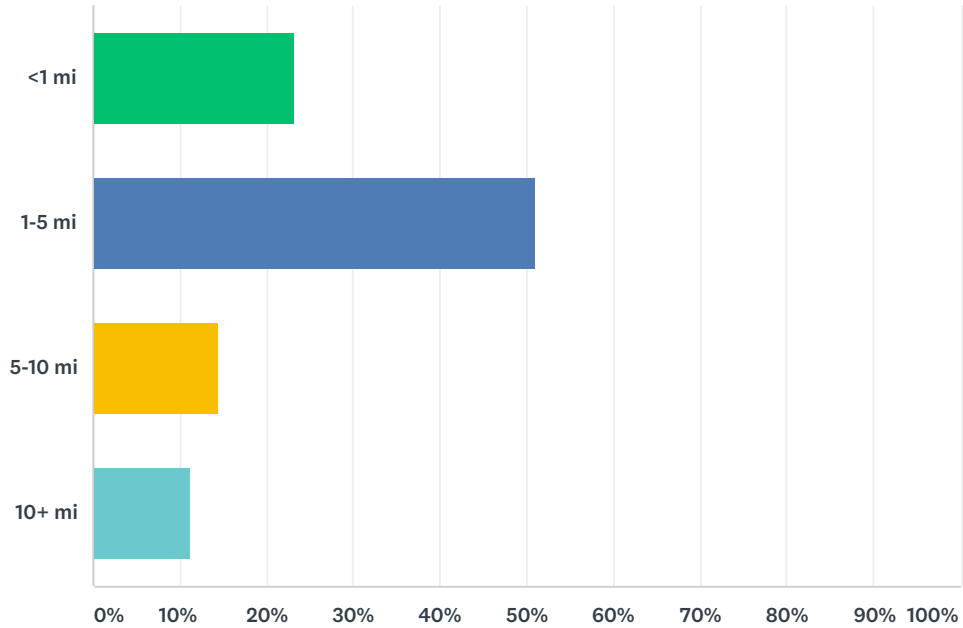
Answered: 1,449 Skipped: 17



ANSWER CHOICES	RESPONSES
walk/bike from home/work	36.16% 524
drive from home/work	63.08% 914
bus/trax from home/work	0.76% 11
TOTAL	1,449

Q6 About how far do you live from the Salt Lake City foothills?

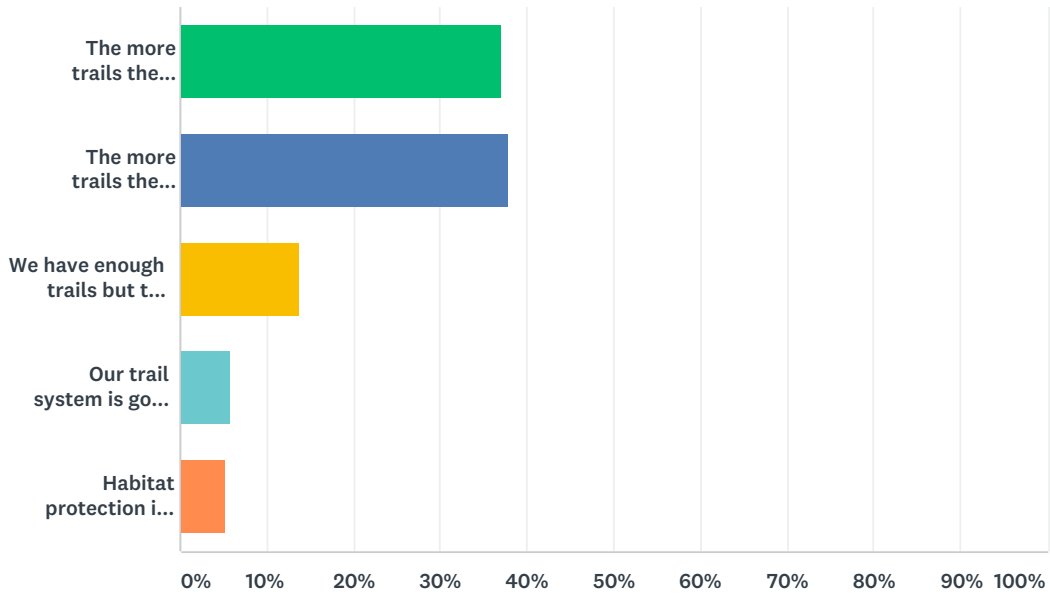
Answered: 1,463 Skipped: 3



ANSWER CHOICES	RESPONSES
<1 mi	23.24% 340
1-5 mi	51.13% 748
5-10 mi	14.35% 210
10+ mi	11.28% 165
TOTAL	1,463

Q7 Which of the following BEST describes how you feel about trails in the Foothill Open Space Area?

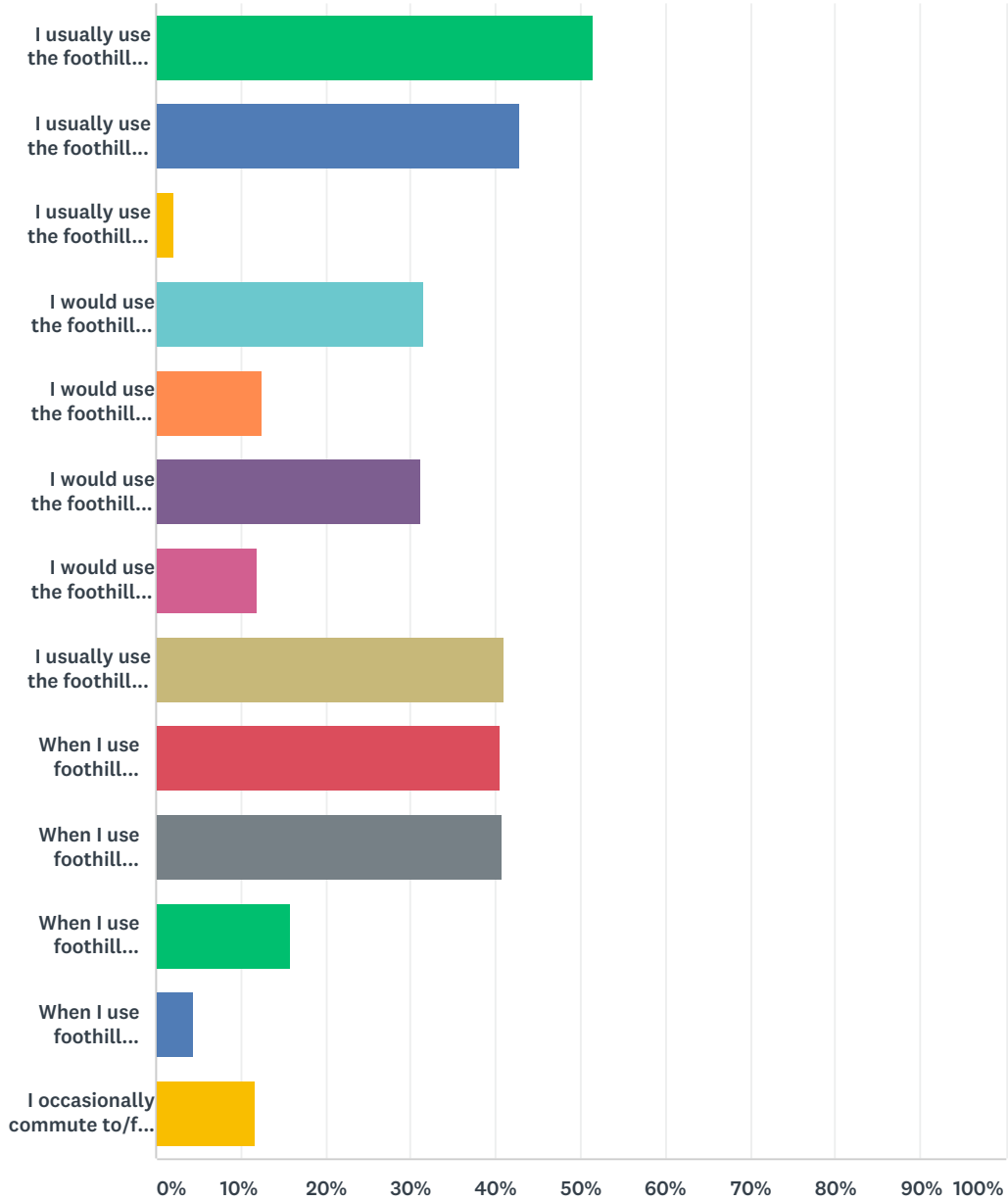
Answered: 1,453 Skipped: 13



ANSWER CHOICES	RESPONSES	
The more trails the better and most trails should be open to multiple user groups.	36.96%	537
The more trails the better, especially trail systems dedicated to use specific user groups (bike only, hike only, etc.)	37.92%	551
We have enough trails but they should be better maintained and re-built where necessary.	13.90%	202
Our trail system is good how it is.	5.92%	86
Habitat protection is key. Limit new trails and remove social trails.	5.30%	77
TOTAL		1,453

Q8 Mark all that are true:

Answered: 1,458 Skipped: 8



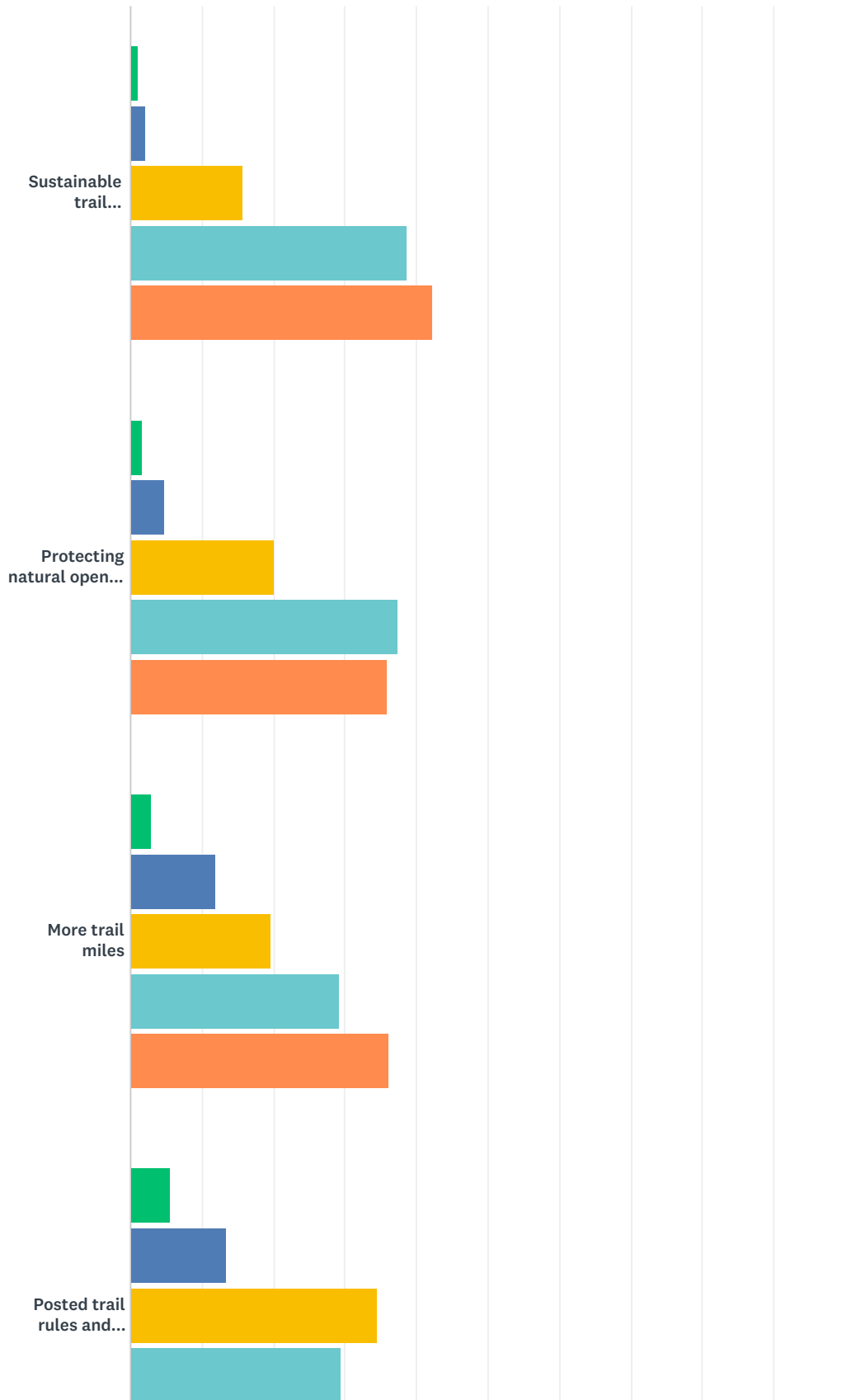
ANSWER CHOICES	RESPONSES	
I usually use the foothills without a dog.	51.51%	751
I usually use the foothills with 1-2 dogs.	42.80%	624
I usually use the foothills with 3+ dogs.	1.99%	29
I would use the foothills more if there were off leash trails.	31.62%	461
I would use the foothills more if there were fewer dogs.	12.62%	184
I would use the foothills more if there were bikes-only trails.	31.07%	453

Open Space Trails Survey

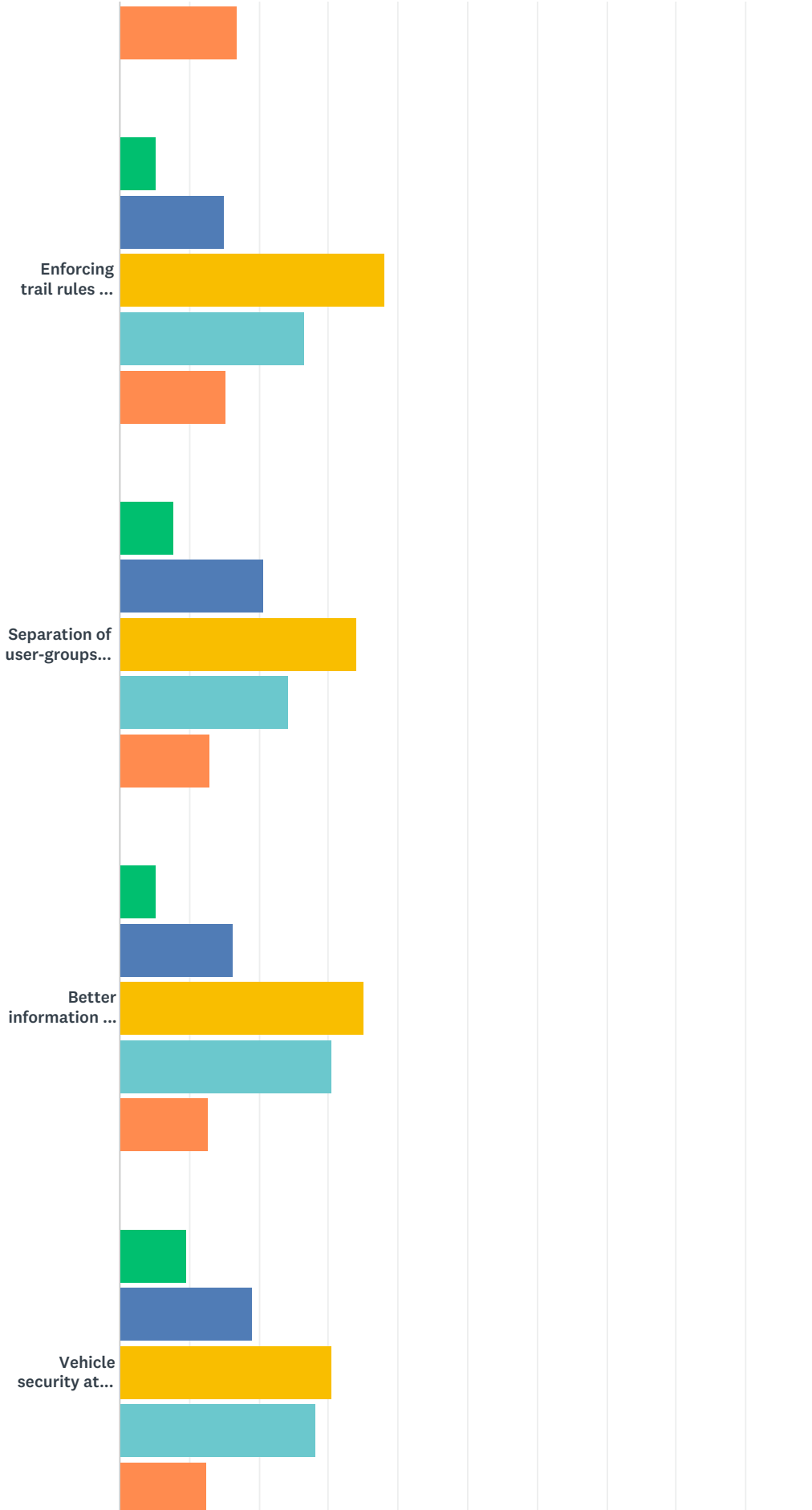
I would use the foothills more if there were fewer bikes.	11.93%	174
I usually use the foothills on a bicycle.	41.08%	599
When I use foothill trails, taking my dog is important to me.	40.60%	592
When I use foothill trails, I prefer to let my dog off-leash while I run or hike.	40.88%	596
When I use foothill trails, I prefer to take my dog off the leash while I bike.	15.91%	232
When I use foothill trails, I prefer wider trails and like to travel with a group.	4.32%	63
I occasionally commute to/from work using foothill trails.	11.66%	170
Total Respondents: 1,458		

Q9 Rate the importance of each of the following:

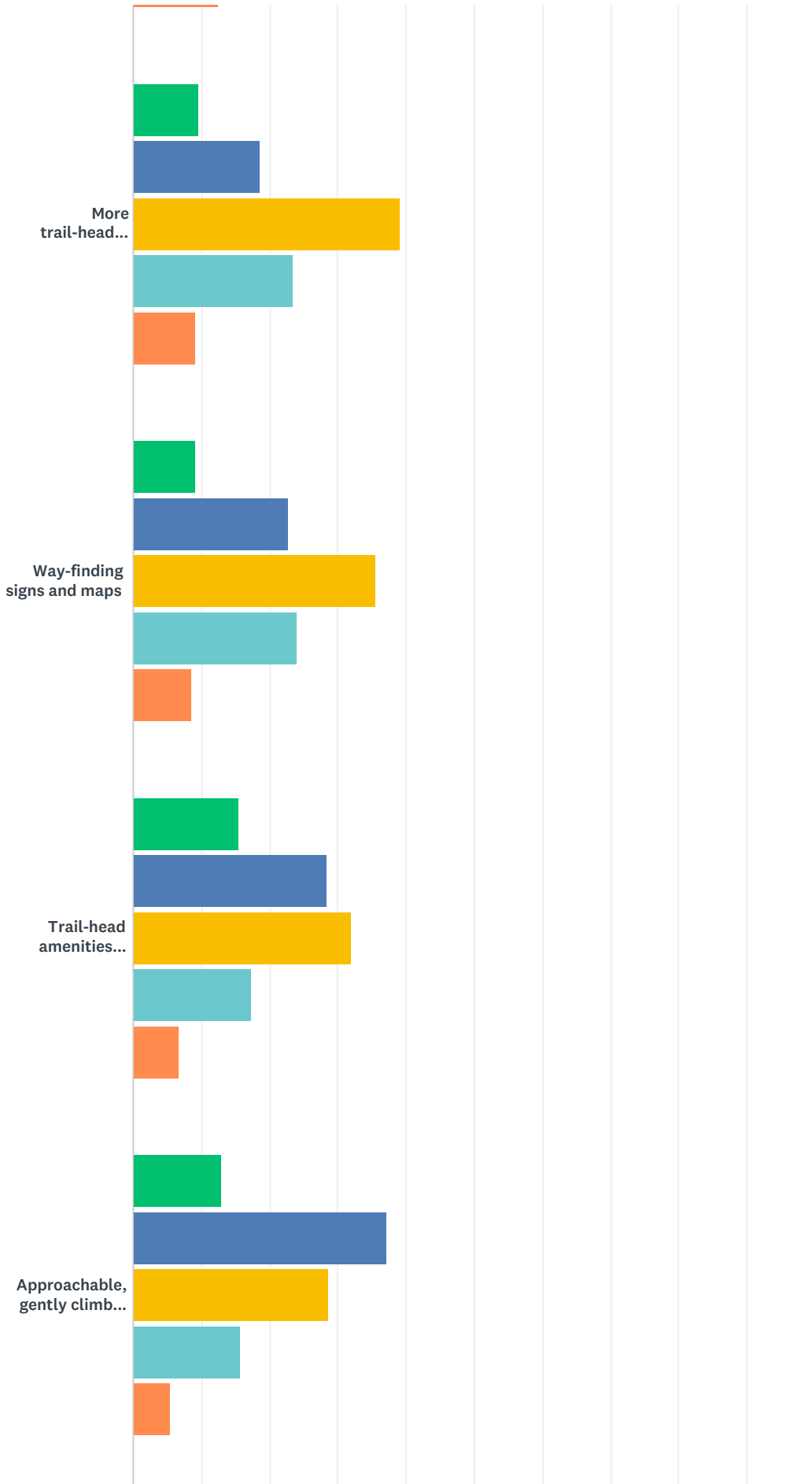
Answered: 1,465 Skipped: 1



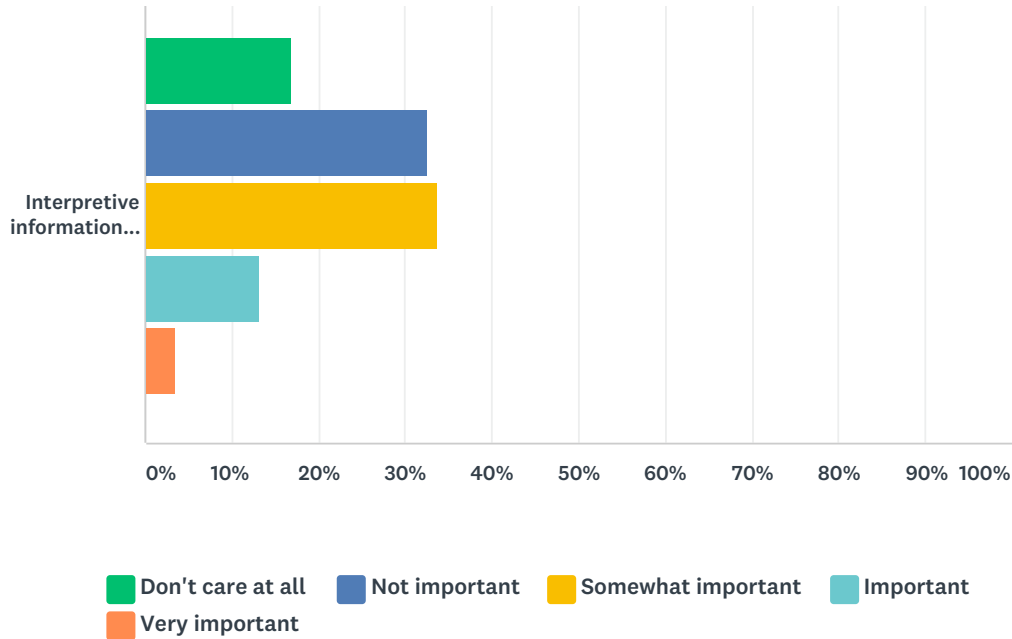
Open Space Trails Survey



Open Space Trails Survey



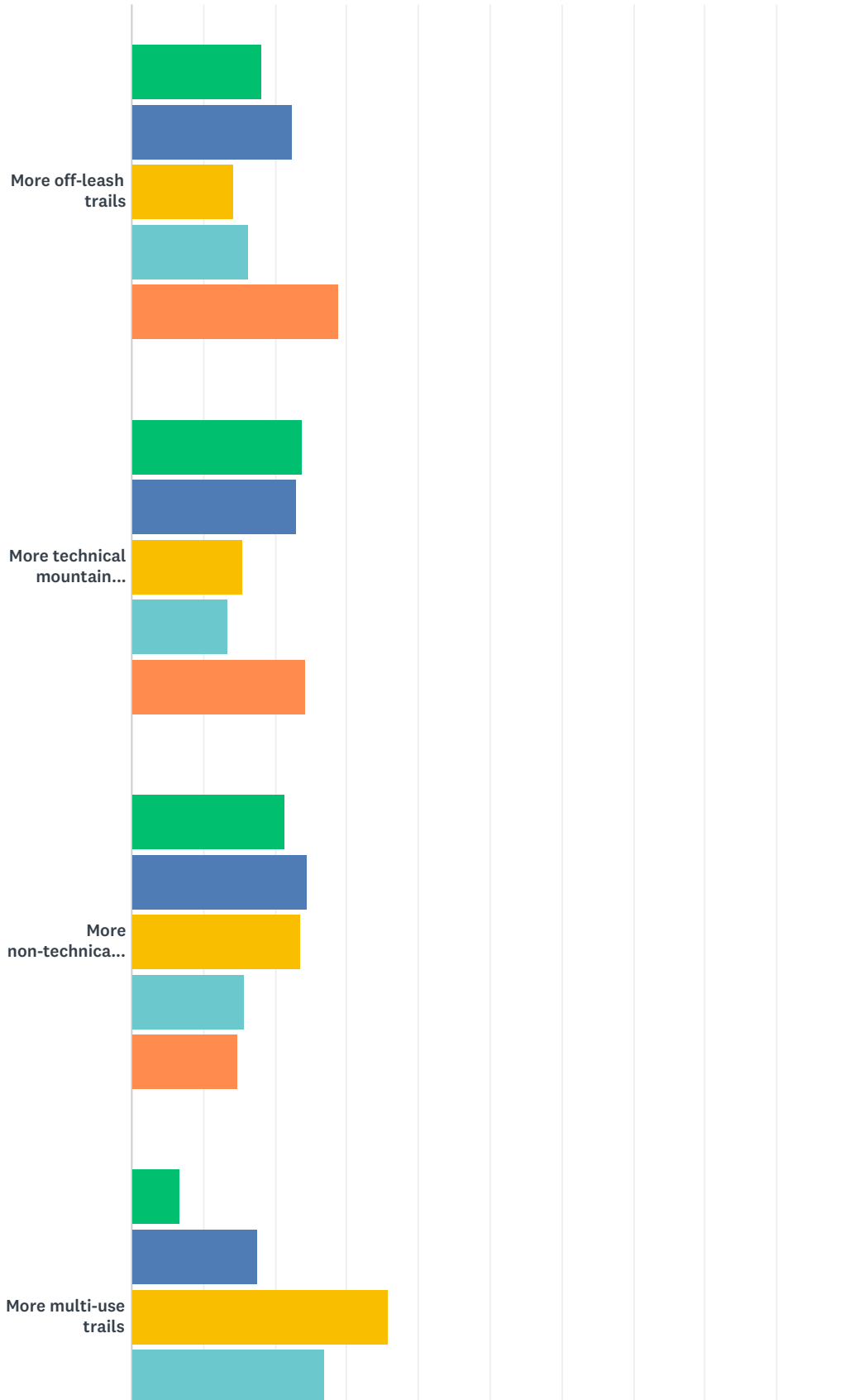
Open Space Trails Survey



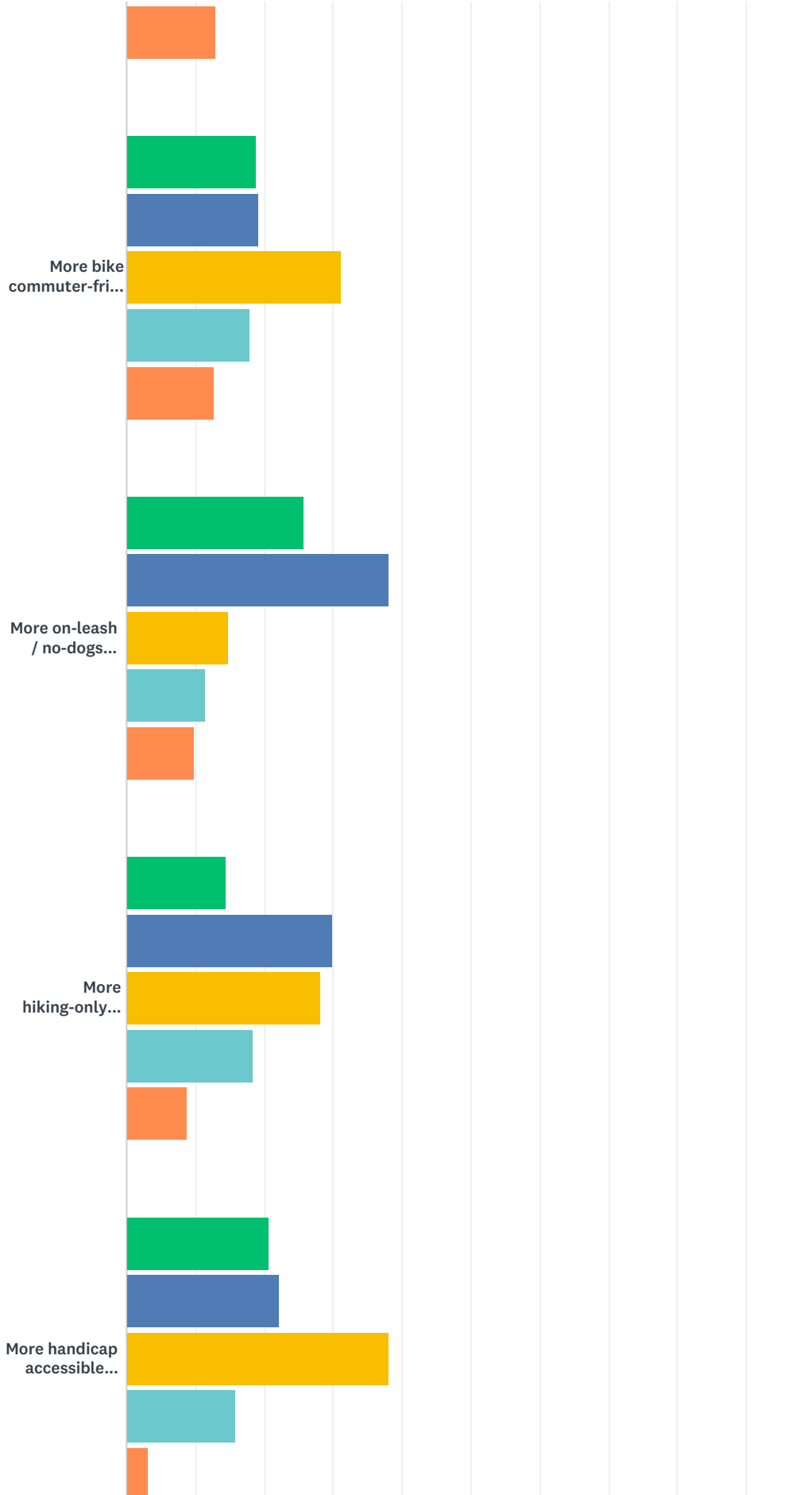
	DON'T CARE AT ALL	NOT IMPORTANT	SOMEWHAT IMPORTANT	IMPORTANT	VERY IMPORTANT	TOTAL
Sustainable trail construction (prevent erosion, reduce maintenance costs)	1.10% 16	2.13% 31	15.72% 229	38.78% 565	42.28% 616	1,457
Protecting natural open space (seasonal wildlife closures, weed control, discouraging shortcutting and user-created trails)	1.58% 23	4.74% 69	20.18% 294	37.47% 546	36.03% 525	1,457
More trail miles	2.84% 41	11.99% 173	19.75% 285	29.31% 423	36.11% 521	1,443
Posted trail rules and etiquette	5.63% 82	13.32% 194	34.52% 503	29.58% 431	16.95% 247	1,457
Enforcing trail rules and regulations	5.21% 76	15.02% 219	38.00% 554	26.54% 387	15.23% 222	1,458
Separation of user-groups (dogs v. bikes; uphill v. downhill bike traffic)	7.69% 112	20.81% 303	34.20% 498	24.31% 354	12.98% 189	1,456
Better information on trails, access points, and regulations.	5.28% 77	16.39% 239	35.05% 511	30.59% 446	12.69% 185	1,458
Vehicle security at trail-heads	9.58% 138	18.95% 273	30.60% 441	28.31% 408	12.56% 181	1,441
More trail-head parking / better trail-head parking	9.73% 142	18.63% 272	39.04% 570	23.36% 341	9.25% 135	1,460
Way-finding signs and maps	9.27% 135	22.72% 331	35.48% 517	24.02% 350	8.51% 124	1,457
Trail-head amenities (bathroom/water)	15.49% 226	28.38% 414	32.01% 467	17.41% 254	6.72% 98	1,459
Approachable, gently climbing trails (less steep, easy walking)	12.94% 188	37.30% 542	28.63% 416	15.69% 228	5.44% 79	1,453
Interpretive information (history, geology, ecology)	17.00% 247	32.62% 474	33.59% 488	13.15% 191	3.65% 53	1,453

Q10 Rate the importance of each of the following:

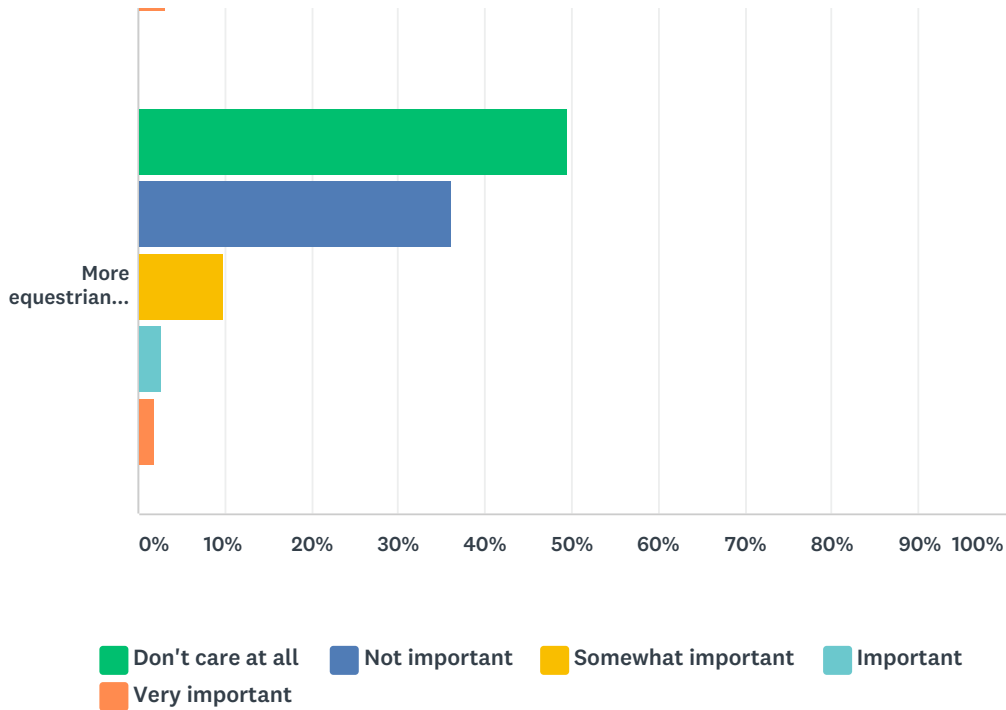
Answered: 1,460 Skipped: 6



Open Space Trails Survey



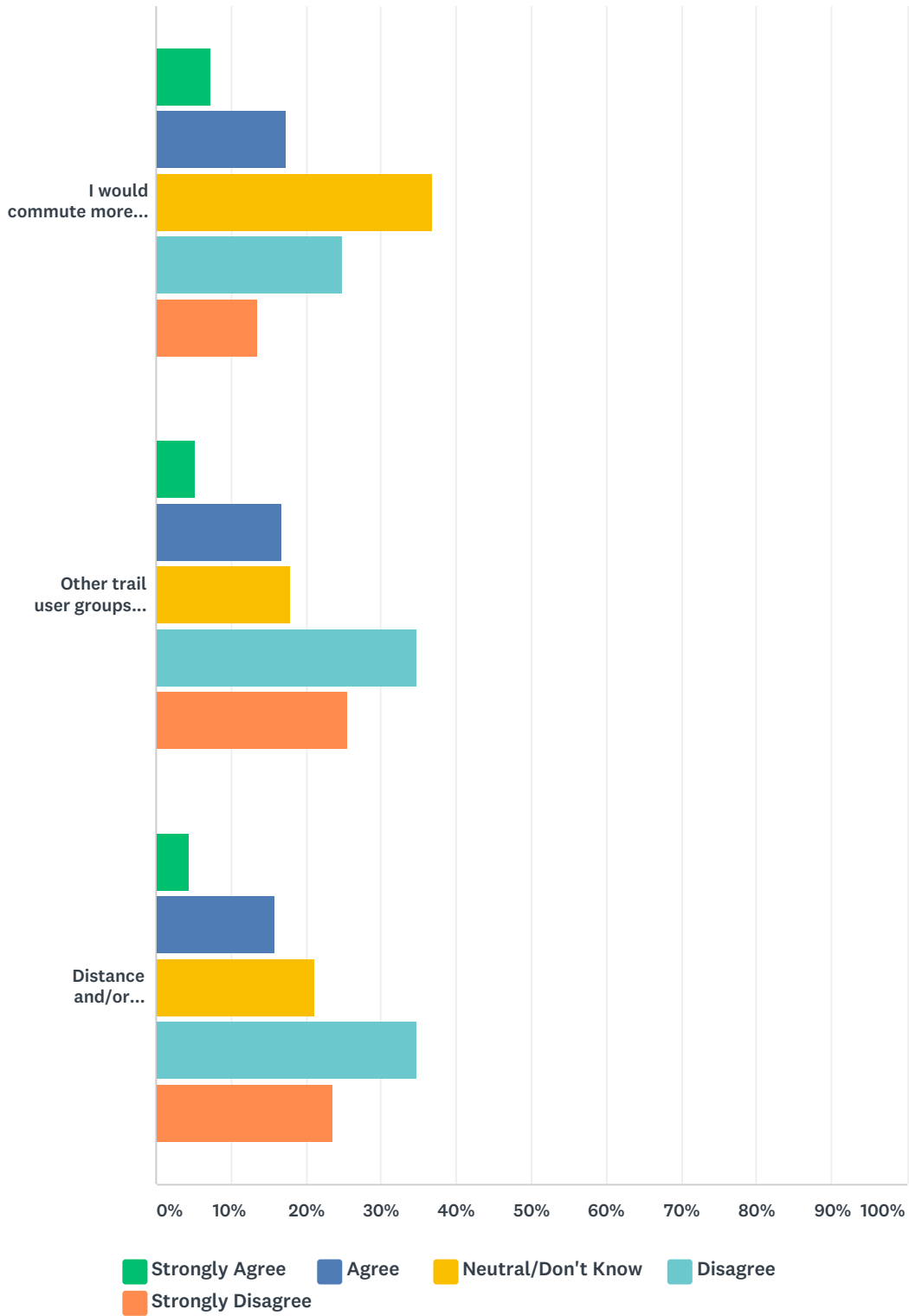
Open Space Trails Survey



	DON'T CARE AT ALL	NOT IMPORTANT	SOMEWHAT IMPORTANT	IMPORTANT	VERY IMPORTANT	TOTAL
More off-leash trails	18.11% 263	22.38% 325	14.19% 206	16.39% 238	28.93% 420	1,452
More technical mountain bike-only trails (flow, freeride, downhill, and jump trails)	23.93% 347	22.97% 333	15.52% 225	13.38% 194	24.21% 351	1,450
More non-technical mountain bike-only trails	21.29% 307	24.55% 354	23.72% 342	15.60% 225	14.84% 214	1,442
More multi-use trails	6.72% 96	17.58% 251	35.78% 511	27.03% 386	12.89% 184	1,428
More bike commuter-friendly trails	18.83% 271	19.25% 277	31.13% 448	18.07% 260	12.72% 183	1,439
More on-leash / no-dogs trails	25.80% 370	38.08% 546	14.92% 214	11.44% 164	9.76% 140	1,434
More hiking-only trails	14.49% 206	29.89% 425	28.27% 402	18.50% 263	8.86% 126	1,422
More handicap accessible trails	20.63% 300	22.15% 322	38.17% 555	15.82% 230	3.23% 47	1,454
More equestrian trails	49.51% 707	36.13% 516	9.73% 139	2.73% 39	1.89% 27	1,428

Q11 How strongly do you agree or disagree with the following statements?

Answered: 1,460 Skipped: 6



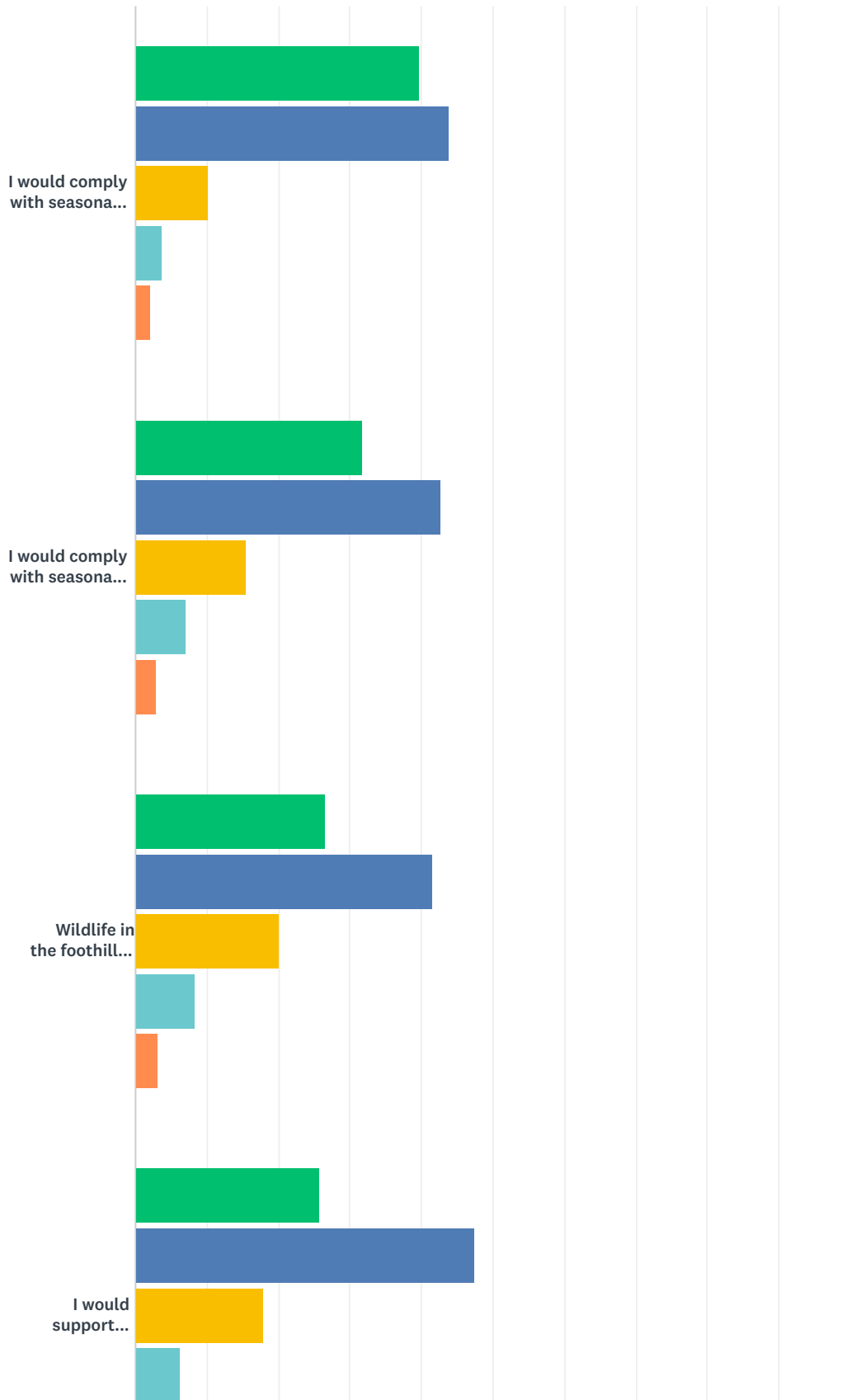
	STRONGLY AGREE	AGREE	NEUTRAL/DON'T KNOW	DISAGREE	STRONGLY DISAGREE	TOTAL
--	----------------	-------	--------------------	----------	-------------------	-------

Open Space Trails Survey

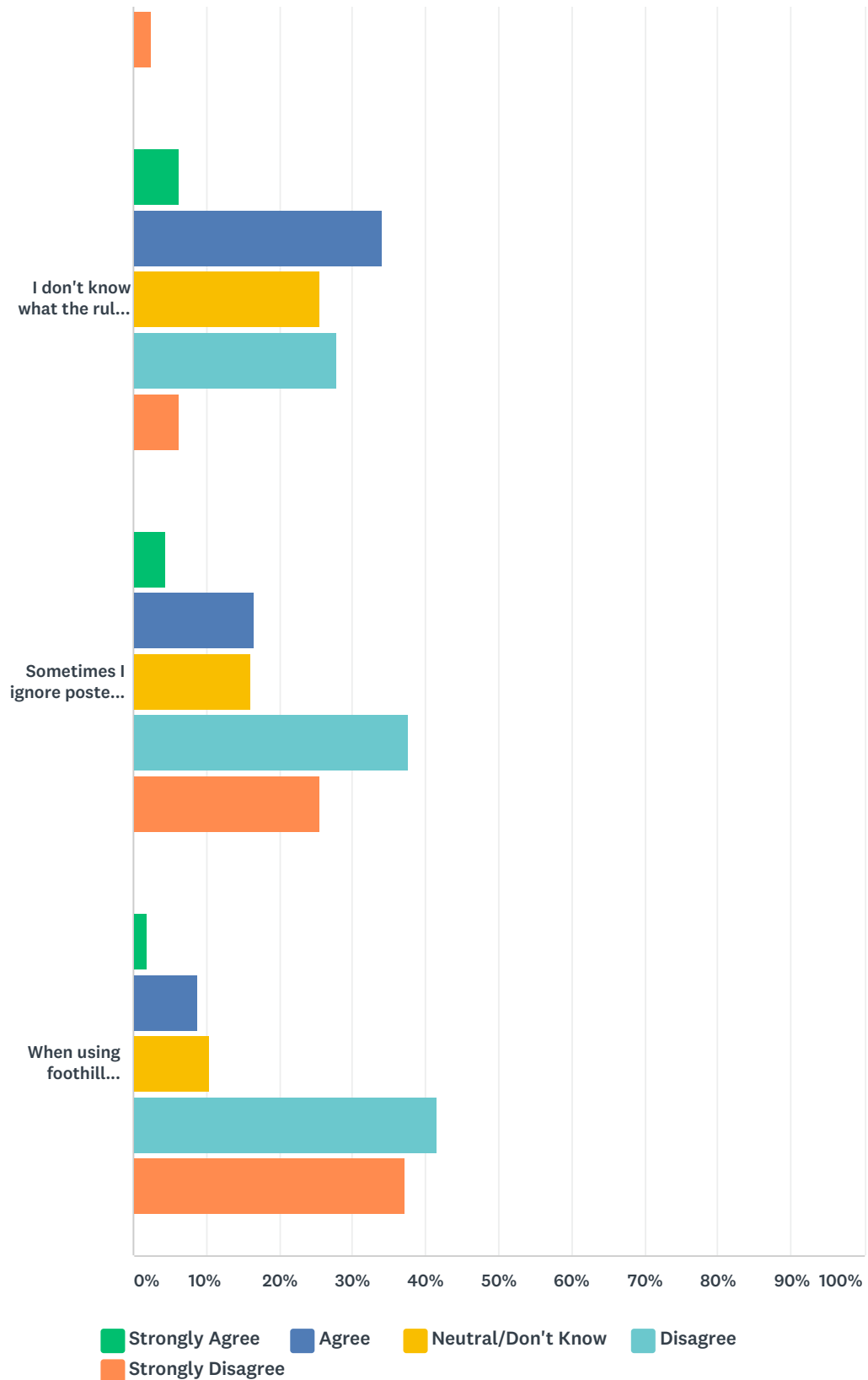
I would commute more on foothill trails if there were better trail options.	7.24% 105	17.38% 252	36.90% 535	24.97% 362	13.52% 196	1,450
Other trail user groups (bikes, horses, dogs, etc.) hamper my use/enjoyment of foothill trails.	5.14% 75	16.72% 244	18.03% 263	34.68% 506	25.43% 371	1,459
Distance and/or availability of transportation to foothill trail-heads limits my use of foothill trails.	4.49% 65	15.83% 229	21.22% 307	34.76% 503	23.70% 343	1,447

Q12 How strongly do you agree or disagree about the following?

Answered: 1,461 Skipped: 5



Open Space Trails Survey



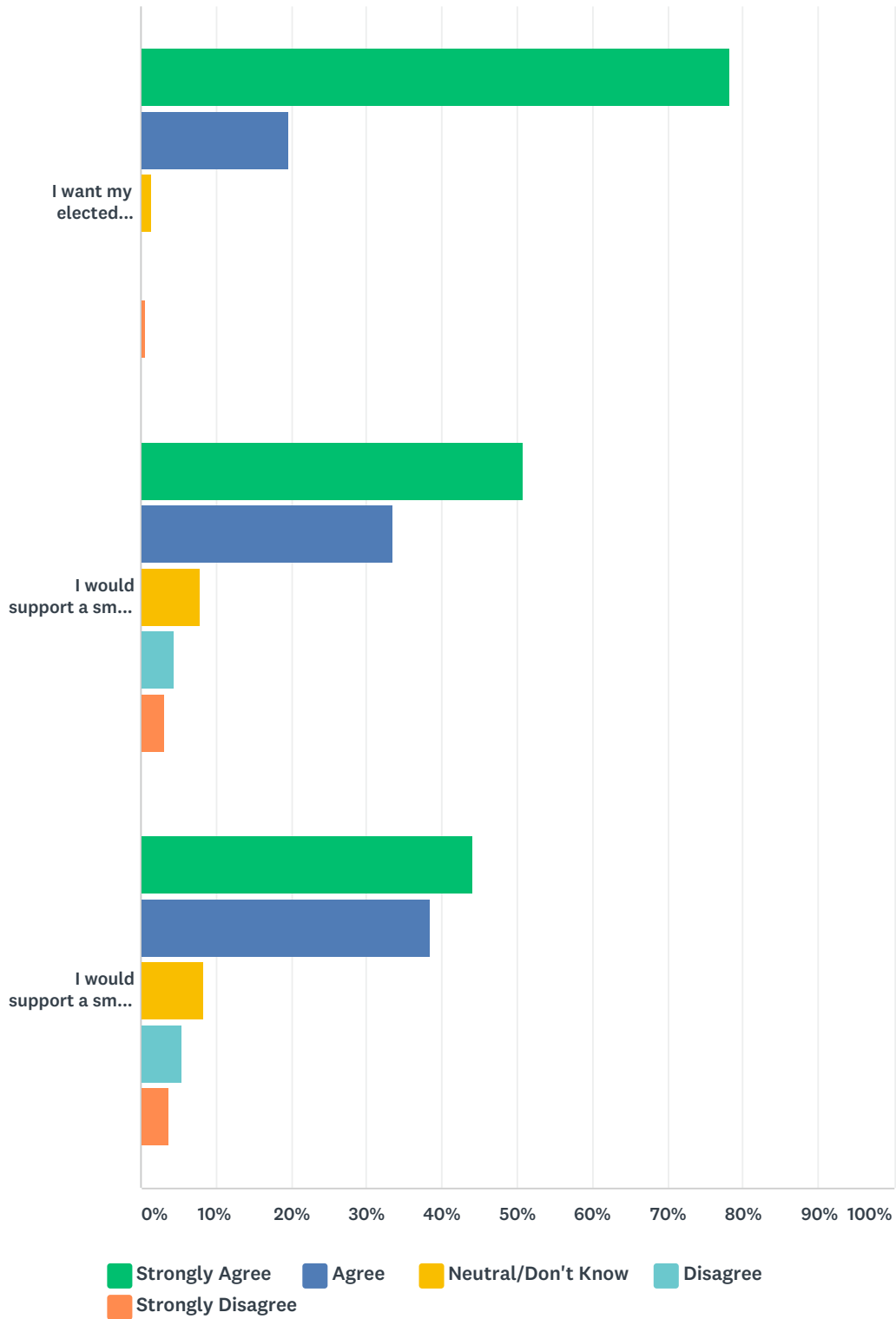
	STRONGLY AGREE	AGREE	NEUTRAL/DON'T KNOW	DISAGREE	STRONGLY DISAGREE	TOTAL
I would comply with seasonal trail closures to protect wildlife habitat.	39.79% 581	43.97% 642	10.27% 150	3.77% 55	2.19% 32	1,460
I would comply with seasonal trail closures to reduce the spread of invasive weeds.	31.78% 463	42.69% 622	15.51% 226	7.07% 103	2.95% 43	1,457

Open Space Trails Survey

Wildlife in the foothills needs to be protected, even if it limits access to trails and recreation.	26.61% 388	41.70% 608	20.10% 293	8.37% 122	3.22% 47	1,458
I would support controlled burning in the foothills for weed control & habitat improvement.	25.68% 375	47.40% 692	18.01% 263	6.37% 93	2.53% 37	1,460
I don't know what the rules and regulations are for foothill trails because they aren't well-posted.	6.19% 90	34.09% 496	25.57% 372	27.90% 406	6.25% 91	1,455
Sometimes I ignore posted trail regulations because I don't think they are appropriate, or because nobody really cares.	4.32% 63	16.46% 240	16.05% 234	37.72% 550	25.45% 371	1,458
When using foothill trails, I like to go steeply uphill/downhill, and I sometimes travel off-trail or make my own trail.	1.86% 27	8.69% 126	10.55% 153	41.72% 605	37.17% 539	1,450

Q13 How strongly do you agree or disagree about the following?

Answered: 1,461 Skipped: 5



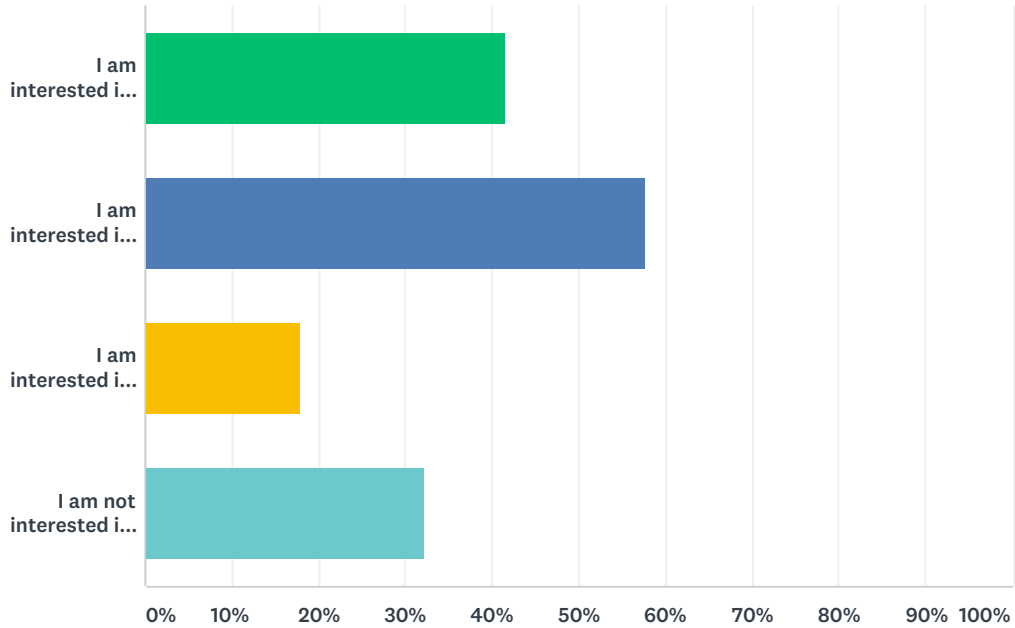
	STRONGLY AGREE	AGREE	NEUTRAL/DON'T KNOW	DISAGREE	STRONGLY DISAGREE	TOTAL
--	----------------	-------	--------------------	----------	-------------------	-------

Open Space Trails Survey

I want my elected officials to support trails and open space.	78.29% 1,143	19.59% 286	1.44% 21	0.07% 1	0.62% 9	1,460
I would support a small tax increase to buy and conserve more foothill open space.	50.89% 743	33.49% 489	8.01% 117	4.38% 64	3.22% 47	1,460
I would support a small tax increase to build and maintain new trails.	44.10% 643	38.41% 560	8.37% 122	5.35% 78	3.77% 55	1,458

Q14 Please select all that are true:

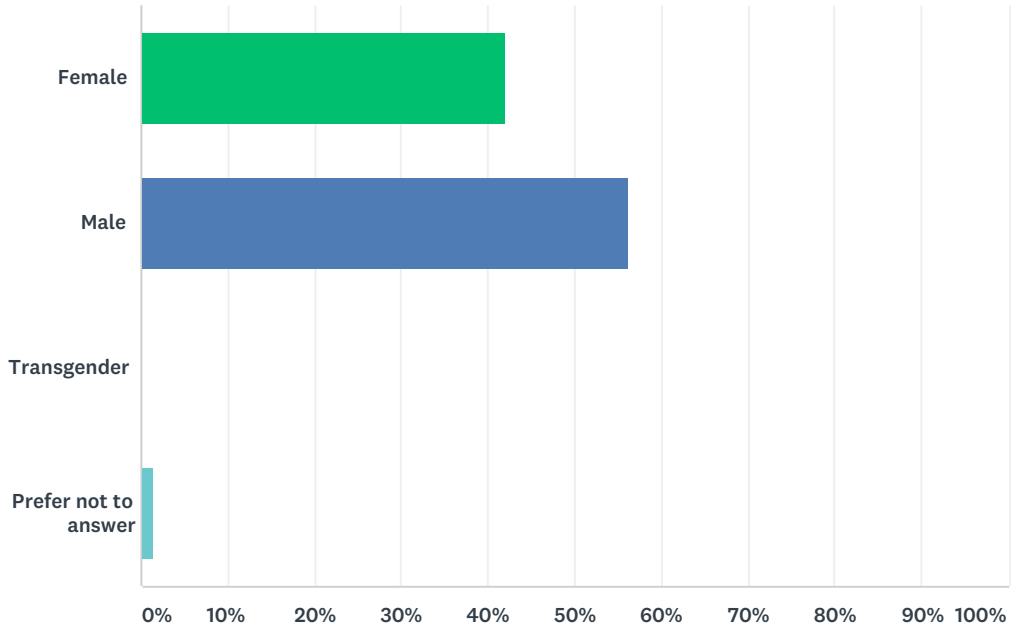
Answered: 1,297 Skipped: 169



ANSWER CHOICES	RESPONSES	
I am interested in volunteering for open space stewardship opportunities (planting, weed pulling)	41.71%	541
I am interested in volunteering for trail-construction maintenance opportunities.	57.67%	748
I am interested in volunteering for visitor education opportunities.	18.04%	234
I am not interested in volunteering for Open Space.	32.15%	417
Total Respondents: 1,297		

Q15 What is your gender?

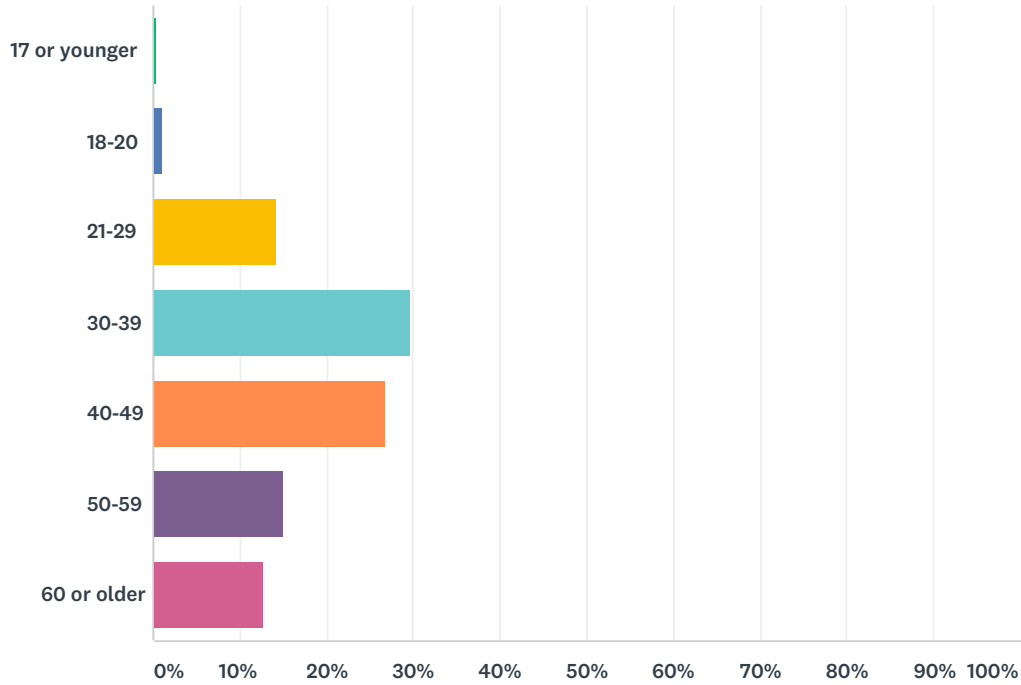
Answered: 1,458 Skipped: 8



ANSWER CHOICES	RESPONSES
Female	42.11% 614
Male	56.31% 821
Transgender	0.21% 3
Prefer not to answer	1.37% 20
TOTAL	1,458

Q16 What is your age?

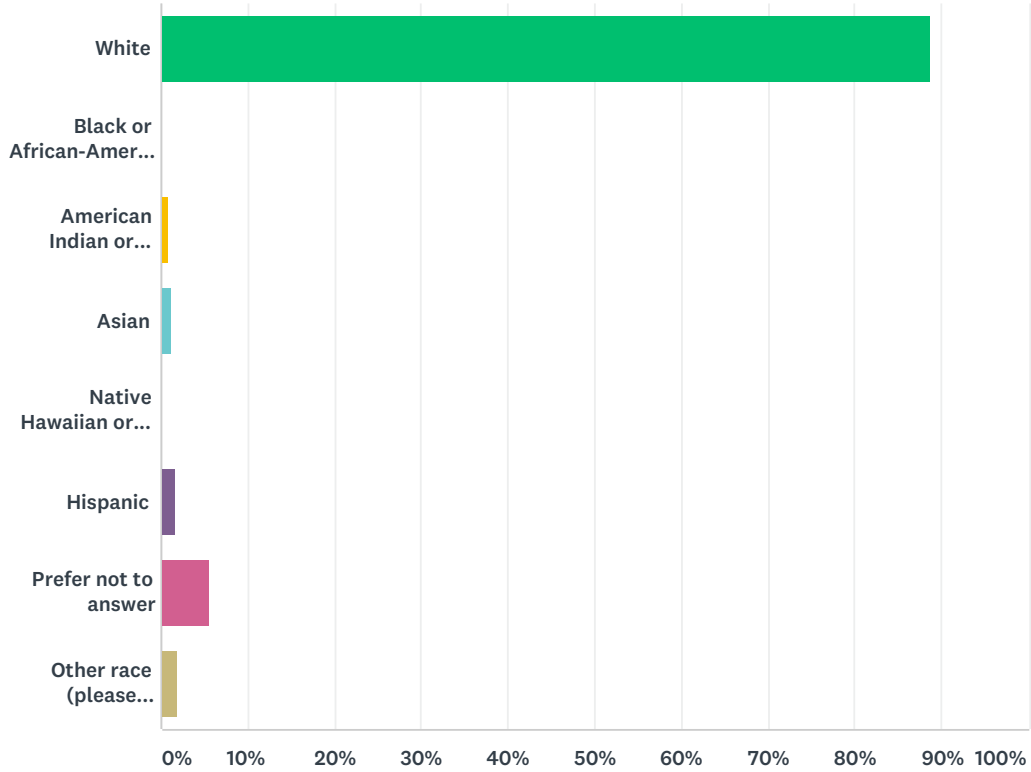
Answered: 1,457 Skipped: 9



ANSWER CHOICES	RESPONSES
17 or younger	0.48% 7
18-20	1.10% 16
21-29	14.14% 206
30-39	29.79% 434
40-49	26.70% 389
50-59	15.10% 220
60 or older	12.70% 185
TOTAL	1,457

Q17 Race:

Answered: 1,451 Skipped: 15



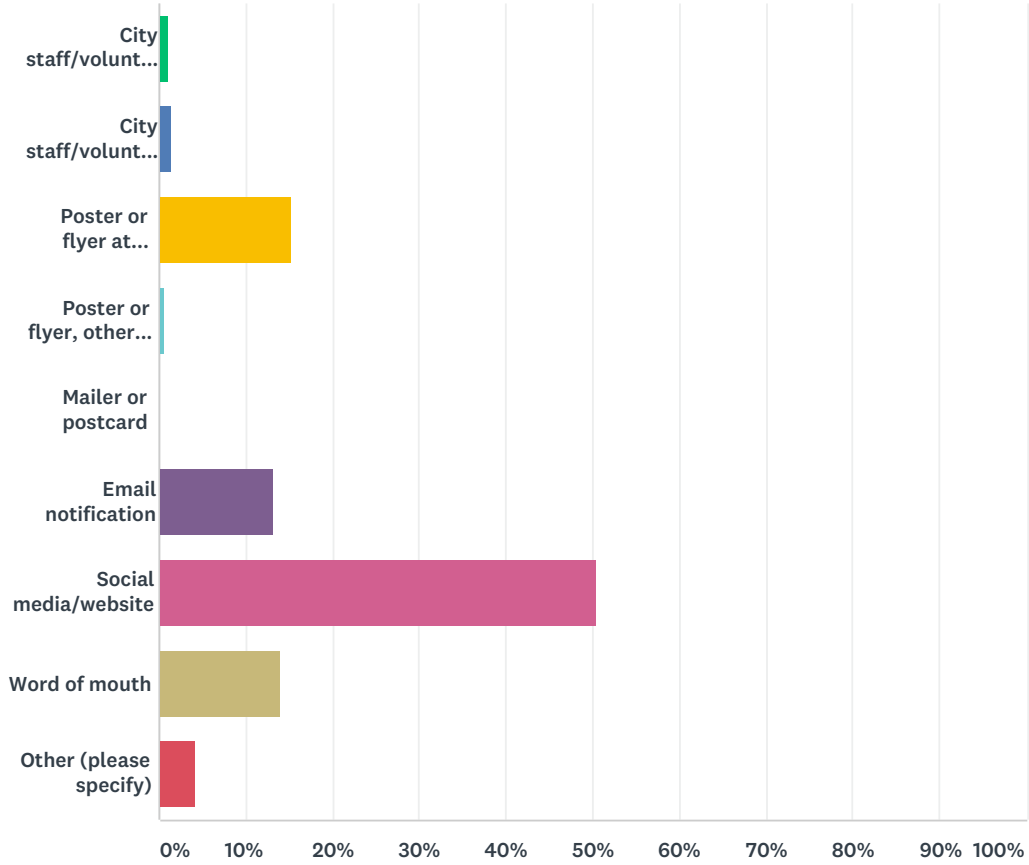
ANSWER CHOICES	RESPONSES	
White	88.63%	1,286
Black or African-American	0.21%	3
American Indian or Alaskan Native	0.76%	11
Asian	1.24%	18
Native Hawaiian or other Pacific Islander	0.00%	0
Hispanic	1.65%	24
Prefer not to answer	5.72%	83
Other race (please specify)	1.79%	26
TOTAL		1,451

Q18 In what ZIP code is your home located? (enter 5-digit ZIP code; for example, 00544 or 94305)

Answered: 1,450 Skipped: 16

Q19 How did you hear about this survey?

Answered: 1,459 Skipped: 7



ANSWER CHOICES	RESPONSES	
City staff/volunteer at foothill trail or trailhead	0.96%	14
City staff/volunteer, other location	1.51%	22
Poster or flyer at foothill trail or trailhead	15.22%	222
Poster or flyer, other location	0.69%	10
Mailer or postcard	0.00%	0
Email notification	13.16%	192
Social media/website	50.45%	736
Word of mouth	13.91%	203
Other (please specify)	4.11%	60
TOTAL		1,459

Q20 If you would like more information about trail projects and how you can help protect the foothills, leave email address below

Answered: 580 Skipped: 886

ANSWER CHOICES	RESPONSES	
Name	97.93%	568
Company	0.00%	0
Address	0.00%	0
Address 2	0.00%	0
City/Town	0.00%	0
State/Province	0.00%	0
ZIP/Postal Code	0.00%	0
Country	0.00%	0
Email Address	99.48%	577
Phone Number	0.00%	0

**Q21 Do you have any additional comments related to Salt Lake City
foothill trails and open space?**

Answered: 549 Skipped: 917