

# Monthly Report

January 2024

Building Services  
Department



The purpose of this report is to communicate the Building Services Division's workload and provide analysis of the trends to better understand staff capacity.

**MONTHLY SUMMARY-** A total of **722 permit applications were issued** in January, this is 57 more than the previous month. Building Services **received 679 applications throughout the month.** The permits issued in October will **add 11 housing units** to Salt Lake City once the projects are complete.

Salt Lake City's Civil Enforcement Team currently has **752** open enforcement cases. This includes **166** current Boarding cases throughout the city.

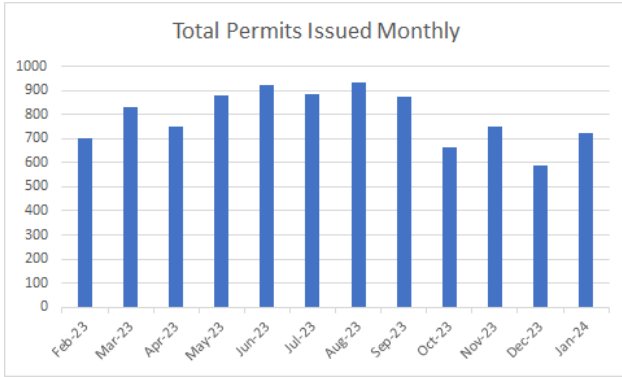
**\$81,639,808.56**

Total project value for the permits issued in the month of January

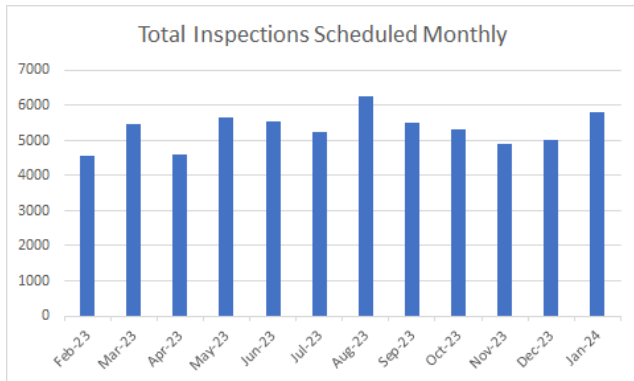
**5,821**

Total number of inspections completed in the month of January

The below graph represents the total amount of permits issued, including all permit types within our department. The average monthly total within the past year is 762 permits



The below graph represents the total amount of inspections scheduled per month within the building services department. The average monthly total within the past year is 5,040



## January Permit Totals

### COMMERCIAL APPLICATIONS

Application Type	Applications Received	Applications Issued
Building Permits	32	34
Building Permits (QTA)*Estimate	60	72
*MEP Permits	123	141

### RESIDENTIAL APPLICATIONS

Application Type	Applications Received	Applications Issued
Building Permits	38	38
Building Permits *(QTA)*Estimate	69	90
*MEP Permits	301	278

### FIRE APPLICATIONS

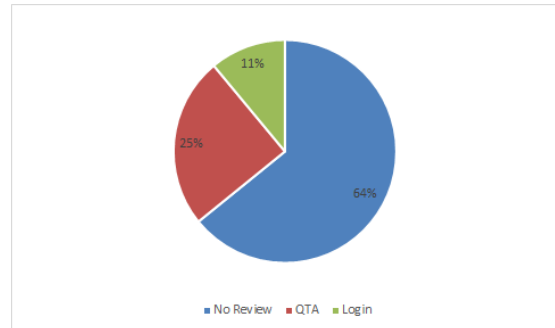
Application Type	Applications Received	Applications Issued
Fire Applications	62	69

\*QTA refers to our 'Quick Turn-Around Queue'. Our department uses this routing queue for small projects that we determine will take our staff under 30 mins to review. Examples of this would include a small bathroom remodel, a solar permit, or roofing permit.

\*MEP refers to Mechanical, Electrical, and Plumbing permits. These sub permits typically get processed same or next day and generally do not require a plan review from our staff.

The average first review cycle for Building Code in January was **23.2 days for Commercial projects, 14.8 days for Residential IBC projects, and 11.2 days for Residential IRC projects.**

Including all permit types issued in January, 11% were reviewed under our normal timelines (see above for timelines), and 25% were reviewed within 1-3 business days (QTA). 64% of January's issued permits did not require a formal review, and were issued within 24 hours.



The Building Services Department currently has 8 building code reviewers, 2 fire code reviewers, 4 permit processors, 16 building inspectors, and 14 civil enforcement officers, along with administrative staff.