

# Monthly Report

February 2024

Building Services  
Department



The purpose of this report is to communicate the Building Services Division's workload and provide analysis of the trends to better understand staff capacity.

**MONTHLY SUMMARY-** A total of **734 permit applications were issued** in February, this is 12 more than the previous month. Building Services **received 795 applications throughout the month.** The permits issued in February will **add 910 housing units** to Salt Lake City once the projects are complete.

Salt Lake City's Civil Enforcement Team currently has **751** open enforcement cases. This includes **165** current Boarding cases throughout the city.

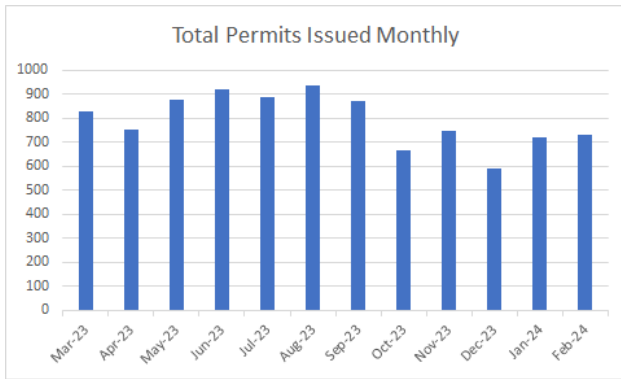
**\$716,382,080.16**

Total project value for the permits issued in the month of February

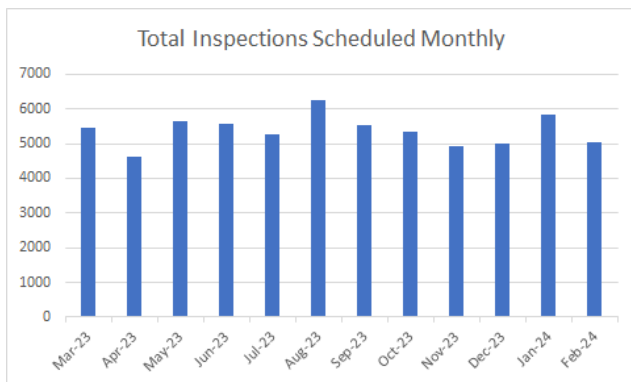
**5,040**

Total number of inspections completed in the month of February

The below graph represents the total amount of permits issued, including all permit types within our department. The average monthly total within the past year is 762 permits



The below graph represents the total amount of inspections scheduled per month within the building services department. The average monthly total within the past year is 5,049



## February Permit Totals

### COMMERCIAL APPLICATIONS

	Applications Received	Applications Issued
Building Permits	31	30
Building Permits (QTA)*Estimate	113	74
*MEP Permits	88	74

### RESIDENTIAL APPLICATIONS

	Applications Received	Applications Issued
Building Permits	35	37
Building Permits *(QTA)*Estimate	128	123
*MEP Permits	323	330

### FIRE APPLICATIONS

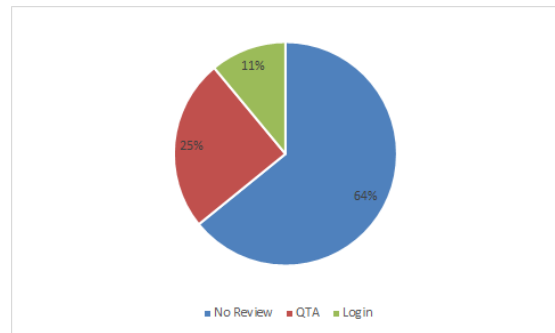
	Applications Received	Applications Issued
	77	64

\*QTA refers to our 'Quick Turn-Around Queue'. Our department uses this routing queue for small projects that we determine will take our staff under 30 mins to review. Examples of this would include a small bathroom remodel, a solar permit, or roofing permit.

\*MEP refers to Mechanical, Electrical, and Plumbing permits. These sub permits typically get processed same or next day and generally do not require a plan review from our staff.

The average first review cycle for Building Code in February was 21.6 days for Commercial projects, 13.5 days for Residential IBC projects, and 10.4 days for Residential IRC projects.

Including all permit types issued in February, 11% were reviewed at our normal timelines (see above for timelines), and 25% were reviewed within 1-3 business days (QTA). 64% of January's issued permits did not require a formal review, and were issued within 24 hours.



The Building Services Department currently has 8 building code reviewers, 2 fire code reviewers, 4 permit processors, 16 building inspectors, and 14 civil enforcement officers, along with administrative staff.