

Monthly Report

December 2022

Building Services
Department



The purpose of this report is to communicate the Building Services Division's workload and provide analysis of the trends to better understand staff capacity.

MONTHLY SUMMARY-A total of **702 permit applications were issued** in December, this is 80 less than the previous month. Building Services **received 726 applications** throughout the month. The permits issued in December will add **1 housing unit** to Salt Lake City once the projects are complete.

Salt Lake City's Civil Enforcement Team currently has **776** open enforcement cases. This includes **173** current Boarding cases throughout the city.

\$45,791,796.24

Total project value for the permits we issued in the month of December

4,551

Total number of inspections completed in the month of December

December Permit Totals

COMMERCIAL APPLICATIONS

	Applications Received	Applications Issued
Building Permits	44	55
Building Permits *(QTA)*Estimate	66	68
*MEP Permits	100	122

RESIDENTIAL APPLICATIONS

Building Permits	57	49
Building Permits *(QTA)*Estimate	138	123
*MEP Permits	321	219

FIRE APPLICATIONS

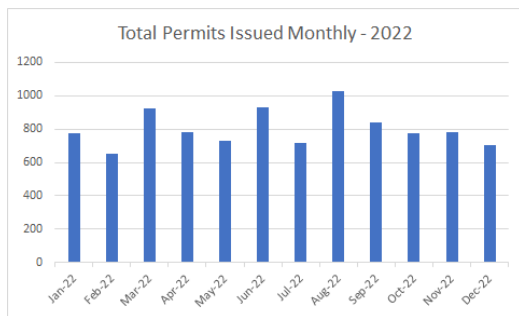
	61	66
--	----	----

*QTA refers to our 'Quick Turn-Around Queue'. Our department uses this routing queue for small projects that we determine will take our staff under 30 mins to review. Examples of this would include a small bathroom remodel, a solar permit, or roofing permit.

*MEP refers to Mechanical, Electrical, and Plumbing permits. These sub permits typically get processed same or next day and generally do not require a plan review from our staff.

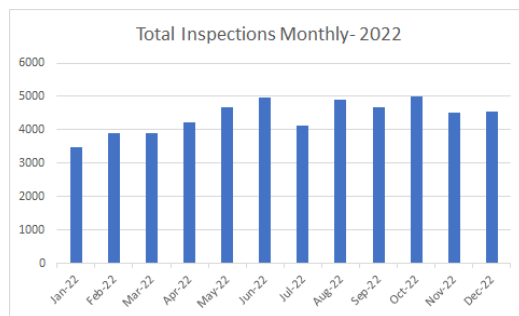
2022 Year In Review

The average number of permits issued monthly in 2022 was **803 permits**. Our busiest month was August, in which we issued 1,024 permits.



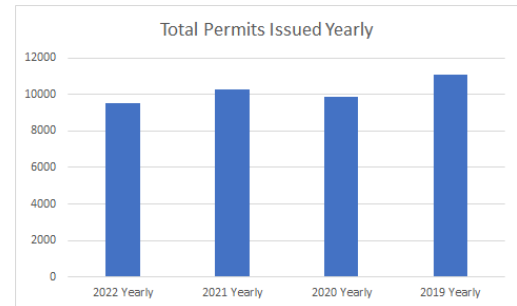
The average number of inspections completed monthly was **4,410 inspections**.

We had a record breaking month in October with 5010 inspections completed.



How did 2022 compare to previous years?

The total number of permits issued in 2022 was **9,538**. Our issued permit numbers are slightly lower than previous years, however this isn't always the best indication of how busy our department was. Total job value can also be a great indicator of staff capacity.



The total job value for 2022 was **\$2,160,618,668.44**. Total yearly job value can indicate larger scope projects being submitted for plan review, which takes our staff longer to review, and often means more scheduled inspections per project.

