

# WHAT DOES THE CURRENT CHILD DAYCARE ORDINANCE LOOK LIKE?

## HOME DAYCARE //

Permitted within a legal conforming single-family, duplex, and multi-family dwellings within commercial and nonresidential districts excluding M-1 and M-2 (Manufacturing) Districts.

Registered Home Daycare or Registered Home Preschool requires a business license and special exception approval.


### NON-REGISTERED // HOME DAYCARE

Maximum of 2 children under the age of 7, excluding the provider's own children.



### REGISTERED // HOME DAYCARE

Maximum of 8 children under the age of 7, including the provider's own children.



### REGISTERED HOME DAYCARE



#### HOME DAYCARE

The use of the home for childcare services can be allowed as a secondary use.

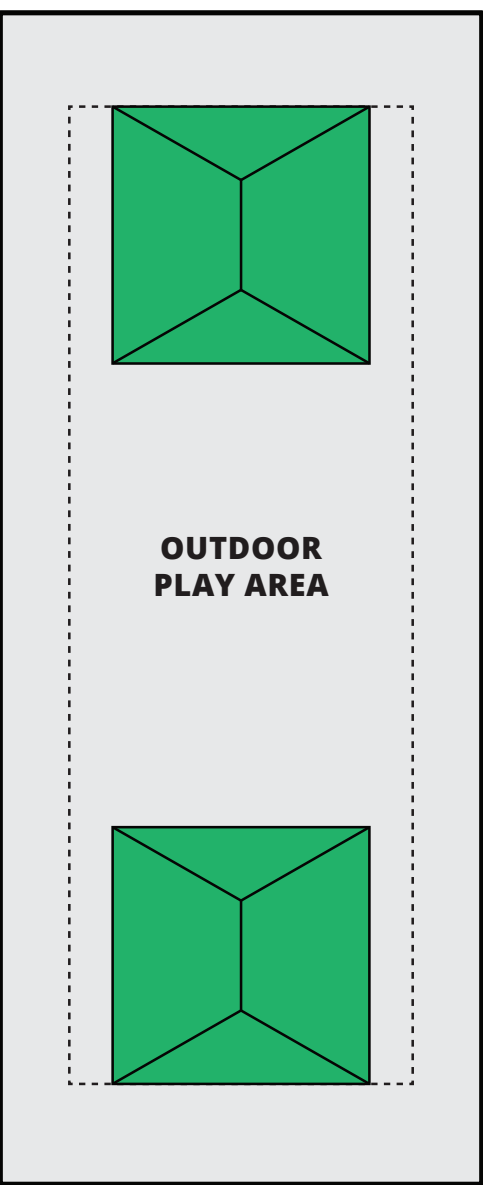


#### ACCESSORY BUILDINGS

The use of accessory buildings for daycare purposes is not allowed.




RIGHT OF WAY



RIGHT OF WAY

## CHILD DAYCARE CENTER // Siting Requirements



#### LOT SIZE

Minimum lot size of 20,000 square feet



#### LOCATION

Oriented to an Arterial Street



#### LANDSCAPE BUFFERING

Minimum of 10 feet from the fence to the interior portion of the property



#### PROXIMITY

600 feet away from other childcare centers on the same street frontage



#### SOLID FENCE

Minimum of 6 feet high fence around the outside area where children are allowed

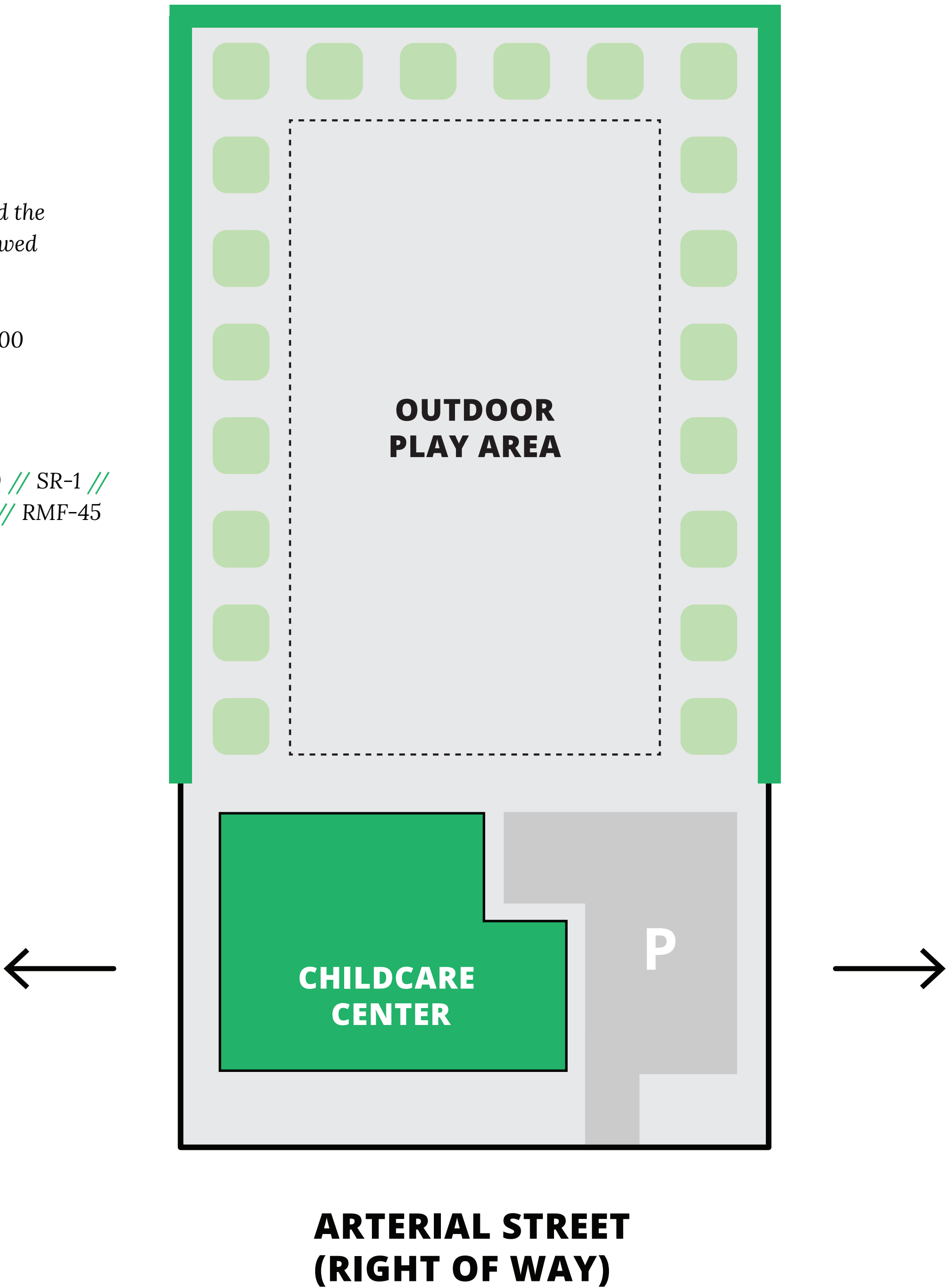


#### PARKING

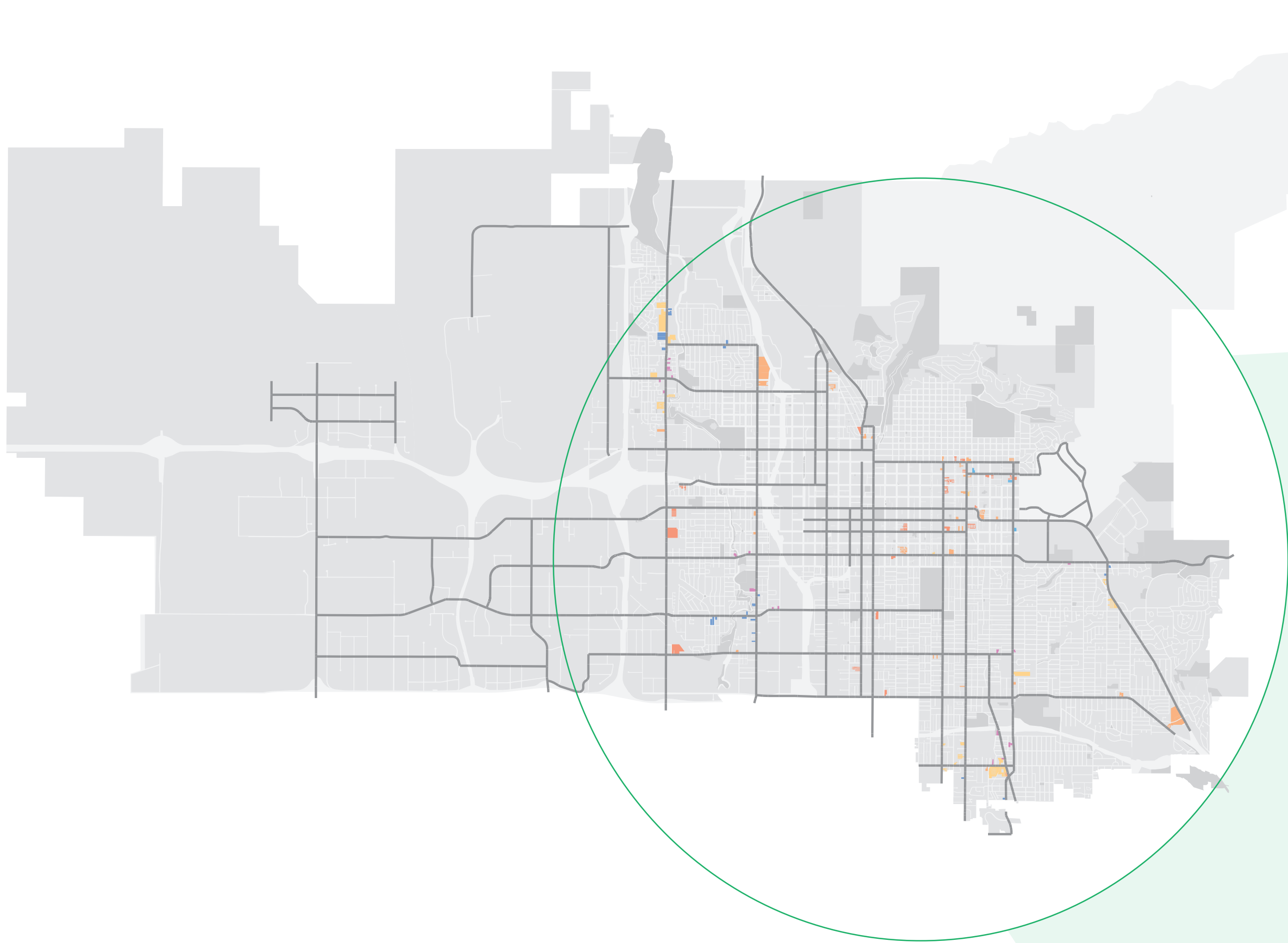
Two (2) parking spaces per every 1,000 square feet of the usable floor area.

#### CONDITIONAL USE ZONES

R-1 12,000 // R-1 7,000 // R-1 5,000 // SR-1 // SR-3 // R-2 // RMF-30 // RMF-35 // RMF-45



# SITING REQUIREMENTS FOR CHILD DAYCARE SUBJECT TO CONDITIONAL USE



## WHAT IS A CONDITIONAL USE?

A land use that is not compatible or causes a potential impact on the surrounding neighborhood.

Conditional uses may be allowed if standard requirements are met and detrimental impacts are mitigated.

## RESIDENTIAL DISTRICTS

Residential districts subject to a Conditional Use for Child Daycare Centers and number of parcels that meet the siting requirements for a Child Daycare Center.

- |                               |                               |
|-------------------------------|-------------------------------|
| <b>RMF - 45</b> // 26 parcels | <b>R-2</b> // 4 parcels       |
| <b>RMF - 35</b> // 43 parcels | <b>R-1-7000</b> // 22 parcels |
| <b>RMF - 30</b> // 26 parcels | <b>R-1-5000</b> // 20 parcels |
| <b>SR-1</b> // 1 parcel       | <b>R-1-12000</b> // 8 parcels |

**Arterial Street**      **TOTAL** // 150 parcels

